

SAMPLE DRAWINGS FOR  
VILLAS

KILOWA.

KITCHEN . LAUNDRY . WASTE  
[www.kilowa.design](http://www.kilowa.design) / [info@kilowa.design](mailto:info@kilowa.design)

BOH DRAWING

- SUGGESTIONS FOR OPERATIONAL VIABILITY.
- SCHEMETIC ARRANGEMENT PLAN
- EQUIPMENT LAYOUT PLAN
- MECHANICAL, MASONARY AND ELECTRICAL DRGS FOR SUB CONSULTANTS.
- SPECIFICATION OF EQUIPMENT
- 3 D RENDERING
- SECTIONS AND ELEVATIONS OF EQUIPMENT.



# **SUGGESTIONS FOR OPERATIONAL** **VIABILITY**

## **SUGGESTIONS FOR OPERATIONAL VIABILITY**

### **Ground floor:-**

- There is area demarcated for loading/unloading. Turning radius for truck to be confirmed by Architect
- Access given to Lift located near maintenance room is not clear . secondly passage is being obstructed by staircase door.
- Separate loading bay required for Garbage handling.
- Staff entry not marked in the drawing
- Service entry not shown in the plan, separate entry would be required which should be away from guest sight.
- Loading/Unloading dock should be raised by 900mm than the truck dock level.
- Ramp on truck dock area is not acceptable.
- Wider loading unloading dock require to five segregated exit for garbage .
- Service lift lobby level is lower than rest of the area , suggest to keep it one level for efficient use of area.
- Enclosed Service Lift Lobby is required , presenting being used for service passage , is not advisable.
- Service Corridor should be min 1.8 mtr trough out the all BOH area.
- Security should be located near loading /unloading area & staff entrance .
- Space for front office not marked in the drawings
- Luggage room location should be near front office / reception .
- Purpose of allocating cleaning room in public area Is not clear .

### **First Floor:-**

- Breakout space for conference room not allocated.
- Meeting room pantry would be required.

### **Typical floor**

- Linen Chute location not marked in plan , it should be accessible from all maid pantry & should terminated in the laundry or Soiled linen collection area .
- Service lift lobby should be 2.4 mtr wide or min 2.0 mtr.

### **Roof Floor Plan**

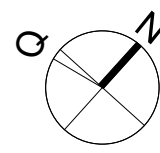
- Pantry required for the pool area

### General

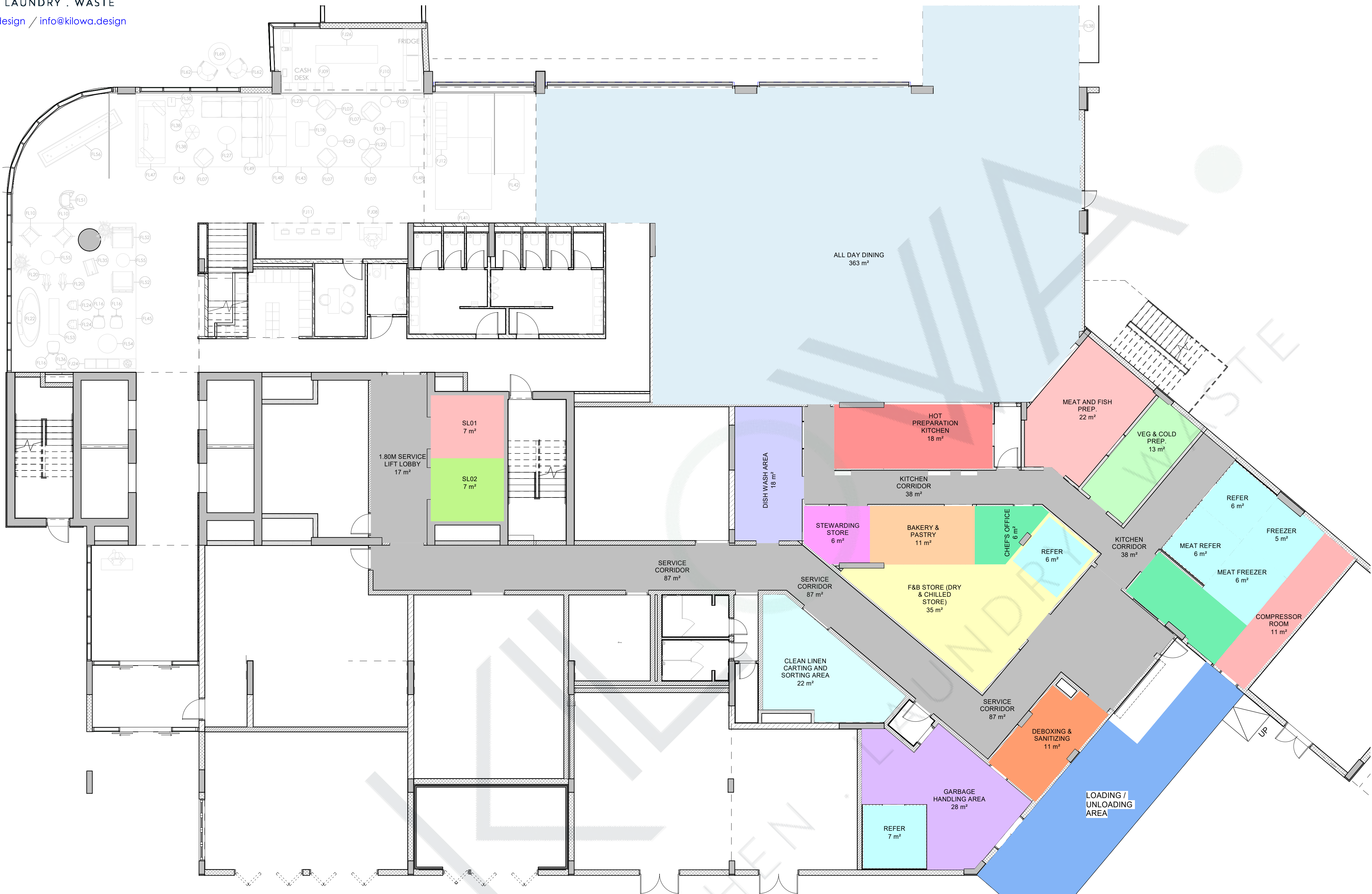
- Loading/Unloading dock should be raised by 900mm than the truck dock level.
- There is no staff entry marked in the layout.
- Kitchen & other wet areas need to sunk for running drain pipes
- Single service elevator for G + 17 floors . additional would be required.
- Gas bank location not marked on the drawings.
- Total area provided for BOH services seems very less.

# **SCHEMATIC ARRANGEMENT PLAN**





APPROVAL



Room Legend

1.80M SERVICE LIFT LOBBY	F&B STORE (DRY & CHILLED STORE)	MEAT REFER
ALL DAY DINING	FREEZER	RECEIVING & SECURITY OFFICE
BAKERY AND PASTRY	GARBAGE HANDLING AREA	REFER
CHEF'S OFFICE	HOT PREPARATION KITCHEN	SERVICE CORRIDOR
CLEAN LINEN CARTING AND SORTING AREA	KITCHEN CORRIDOR	SL01
COMPRESSOR ROOM	LOADING/UNLOADING AREA	SL02
DEBOXING & SANITIZING	MEAT AND FISH PREP.	STEWARDING STORE
DISH WASH AREA	MEAT FREEZER	VEG & COLD PREP.



KEY PLAN:

GENERAL NOTES:

- ALL DIMENSIONS ARE IN MILLIMETERS AND LEVELS ARE IN METERS UNLESS NOTED OTHERWISE.
- DO NOT SCALE FROM THIS DRAWING. ONLY WRITTEN DIMENSIONS ARE TO BE FOLLOWED. MENTIONED SIZE DRAWING SET IS FULL SIZE.
- ALL EQUIPMENTS HAVE THEIR UNIQUE NUMBERING i.e. ITEM NO. FOR INFORMATION OF EQUIPMENTS PLEASE REFER EQUIPMENT SPECIFICATION SHEET ALONG WITH THE DRAWINGS.
- KITCHEN EQUIPMENT SPECIFICATION ARE GIVEN UNDER EQUIPMENT SPECIFICATION SHEET.
- THE MEP REQUIREMENTS FOR THE EQUIPMENTS ARE SHOWN IN SERVICES DRAWINGS WHICH USED UNIQUE SYMBOLS, WHICH ARE DEFINED IN SHEET NO. 1003.

REFERENCE DESIGN DRAWINGS

REFERENCE NUMBER	DATE	TITLE

REFERENCE SHOP DRAWINGS

REFERENCE NUMBER	DATE	TITLE

RELATED DOCUMENTS

REFERENCE NUMBER	DATE	TITLE

REV	DATE	DESCRIPTION	DRAWN	CHECK	APPROVED

PROJECT TITLE:

SAMPLE DRAWINGS FOR HOTELS

FACILITY-CONSULTANT:

KILOWA.

KITCHEN . LAUNDRY . WASTE

VISIT:- [www.kilowa.design](http://www.kilowa.design) / EMAIL:- [info@kilowa.design](mailto:info@kilowa.design)

Drawing Title:

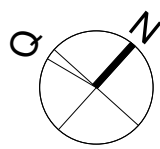
GROUND FLOOR LEVEL ZONING

SMPL -KILOWA-KLW - SC - G00 A1100

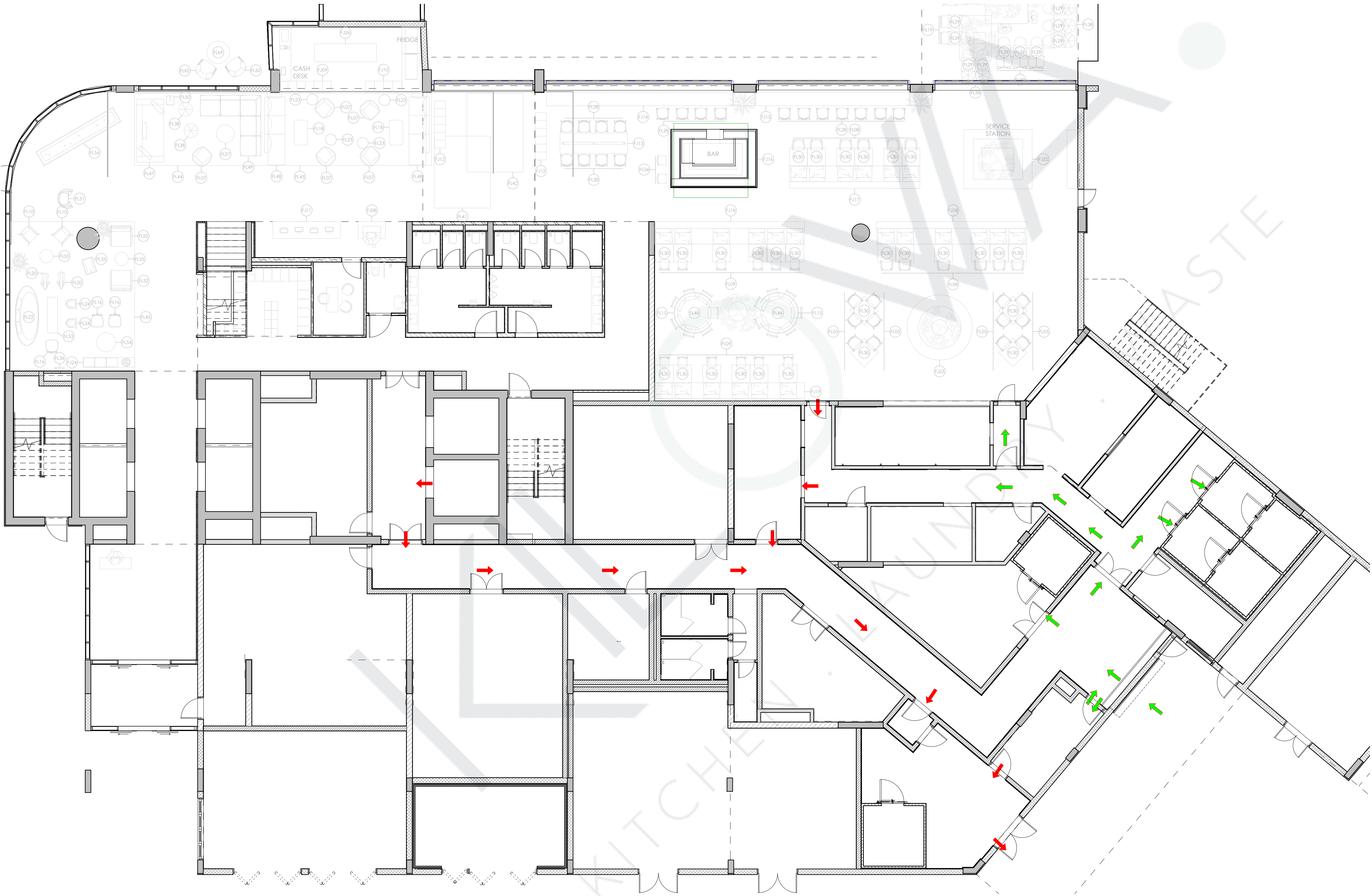
SHEET ( OF )

Date: 08/14/20	Drawn: JK	Checked: DB	Format: A1	Scale: 1:100
PRO: SMPL	ORG: KILOWA	DI: KLW	TOD: SC	
ZONE: G00	DWG. NO: A1100	REV: 00		





APPROVAL



← FOOD MOVEMENT

← GARBAGE MOVEMENT

REVIEW STATUS	<input type="checkbox"/> A	<input type="checkbox"/> B	<input type="checkbox"/> C	<input type="checkbox"/> D
	APPROVED	APPROVED AS NOTED	REVISE & RESUBMIT	REJECTED
DATE REVIEWED				
REVIEWED BY				

KEY PLAN:

- GENERAL NOTES:
- ALL DIMENSIONS ARE IN MILLIMETERS AND LEVELS ARE IN METERS UNLESS NOTED OTHERWISE.
  - DO NOT SCALE FROM THIS DRAWING. ONLY WRITTEN DIMENSIONS ARE TO BE FOLLOWED. MENTIONED SIZE DRAWING SET IS FULL SIZE.
  - ALL EQUIPMENTS HAVE THEIR UNIQUE NUMBERING i.e ITEM NO. FOR INFORMATION OF EQUIPMENTS PLEASE REFER EQUIPMENT SPECIFICATION SHEET ALONG WITH THE DRAWINGS.
  - KITCHEN EQUIPMENT SPECIFICATION ARE GIVEN UNDER EQUIPMENT SPECIFICATION SHEET.
  - THE MEP REQUIREMENTS FOR THE EQUIPMENTS ARE SHOWN IN SERVICES DRAWINGS WHICH USED UNIQUE SYMBOLS, WHICH ARE DEFINED IN SHEET NO. 1003.

REFERENCE DESIGN DRAWINGS		
REFERENCE NUMBER	DATE	TITLE
REFERENCE SHOP DRAWINGS		
REFERENCE NUMBER	DATE	TITLE
RELATED DOCUMENTS		
REFERENCE NUMBER	DATE	TITLE

REV	DATE	DESCRIPTION	DRAWN	CHECK	APPROVED
-----	------	-------------	-------	-------	----------

PROJECT TITLE:  
SAMPLE DRAWINGS FOR HOTELS

FACILITY-CONSULTANT:  
**KILOWA.**  
KITCHEN . LAUNDRY . WASTE  
VISIT:- [www.kilowa.design](http://www.kilowa.design) / EMAIL:- [info@kilowa.design](mailto:info@kilowa.design)


Drawing Title:  
GROUND FLOOR LEVEL MOVEMENT DIG.  
SMPL -KILOWA-KLW - SC - G00 -A1101

SHEET ( OF )

Date: 08/14/20	Drawn: Author	Checked: Checker	Format: A1	Scale: As indicated
PRO: SMPL	ORG: KILOWA	DI: KLW	TOD: SC	
ZONE: G00	DWG. NO: A1101	REV: 00		

# **EQUIPMENT LAYOUT PLAN**





REVIEW STATUS		<input type="checkbox"/> A	<input type="checkbox"/> B	<input type="checkbox"/> C	<input type="checkbox"/> D
		APPROVED	APPROVED AS NOTED	REVISE & RESUBMIT	REJECTED
DATE REVIEWED					
REVIEWED BY					

KEY PLAN:



GENERAL NOTES:

1. ALL DIMENSIONS ARE IN MILLIMETERS AND LEVELS ARE IN METERS UNLESS NOTED OTHERWISE.
2. DO NOT SCALE FROM THIS DRAWING. ONLY WRITTEN DIMENSIONS ARE TO BE FOLLOWED.  
MENTIONED SIZE DRAWING SETS FULL SIZE.
3. ALL EQUIPMENTS HAVE THEIR UNIQUE NUMBERING (i.e. ITEM NO.) FOR INFORMATION OF EQUIPMENTS  
PLEASE REFER EQUIPMENT SPECIFICATION SHEET ALONG WITH THE DRAWINGS.
4. KITCHEN EQUIPMENT SPECIFICATION ARE GIVEN UNDER EQUIPMENT SPECIFICATION SHEET.
5. THE MEP REQUIREMENTS FOR THE EQUIPMENTS ARE SHOWN IN SERVICES DRAWINGS WHICH USE UNIQUE  
SYMBOLS, WHICH ARE DEFINED IN SHEET NO. 1003.

REFERENCE DESIGN DRAWINGS		
REFERENCE NUMBER	DATE	TITLE

	REFERENCE SHOP DRAWINGS	
REFERENCE NUMBER	DATE	TITLE

		RELATED DOCUMENTS
REFERENCE NUMBER	DATE	TITLE


REV	DATE	DESCRIPTION	DRAWN	CHECK	APPROVED
-----	------	-------------	-------	-------	----------

PROJECT TITLE:

## SAMPLE DRAWINGS FOR HOTELS

FACILITY-CONSULTANT:

KILOVA.

KITCHEN . LAUNDRY . WASTE

VISIT:- [www.kilowa.design](http://www.kilowa.design) / EMAIL:- [info@kilowa.design](mailto:info@kilowa.design)

Drawing Title:


OVERALL GROUND FLOOR

SMPL -KILOWA-KLW -DD-G00 -1100

SHEET ( 6 OF 41 )

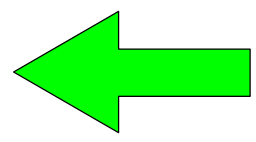
Date: 31/10/19	Drawn: JK	Checked: DB	Format: A1	Scale: NTS
PRO: SMPL	ORG: KILOWA	DI: KLW	TOD: DD	
ZONE: G00	DWG. NO: 1100		REV: 00	






Date: 3/10/19	Drawn: JK	Checked: DB	Format: A1	Scale: 1 : 50
PRO: SMPL	ORG: KILOWA	Dl: KLW	TOD: DD	
ZONE: G00	DWG. NO: 1101		REV: 00	

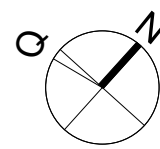




FOOD MOVEMENT



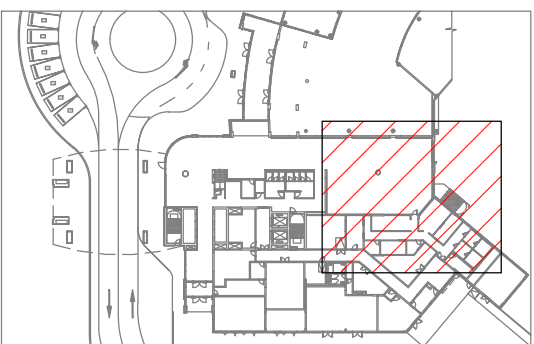
GARBAGE MOVEMENT



APPROVAL

REVIEW STATUS	<input type="checkbox"/> A	<input type="checkbox"/> B	<input type="checkbox"/> C	<input type="checkbox"/> D
	APPROVED	APPROVED AS NOTED	REVISE & RESUBMIT	REJECTED
DATE REVIEWED				
REVIEWED BY				

KEY PLAN:



GENERAL NOTES:

- ALL DIMENSIONS ARE IN MILLIMETERS AND LEVELS ARE IN METERS UNLESS NOTED OTHERWISE.
- DO NOT SCALE FROM THIS DRAWING. ONLY WRITTEN DIMENSIONS ARE TO BE FOLLOWED. MENTIONED SIZE DRAWING SET IS FULL SIZE.
- ALL EQUIPMENTS HAVE THEIR UNIQUE NUMBERING i.e. ITEM NO. FOR INFORMATION OF EQUIPMENTS PLEASE REFER EQUIPMENT SPECIFICATION SHEET ALONG WITH THE DRAWINGS.
- KITCHEN EQUIPMENT SPECIFICATION ARE GIVEN UNDER EQUIPMENT SPECIFICATION SHEET.
- THE MEP REQUIREMENTS FOR THE EQUIPMENTS ARE SHOWN IN SERVICES DRAWINGS WHICH USED UNIQUE SYMBOLS, WHICH ARE DEFINED IN SHEET NO. 1003.

REFERENCE DESIGN DRAWINGS	
REFERENCE NUMBER	TITLE
REFERENCE SHOP DRAWINGS	
REFERENCE NUMBER	TITLE
RELATED DOCUMENTS	
REFERENCE NUMBER	TITLE

REV	DATE	DESCRIPTION	DRAWN	CHECK	APPROVED
-----	------	-------------	-------	-------	----------

PROJECT TITLE:

SAMPLE DRAWINGS FOR HOTELS

FACILITY-CONSULTANT:

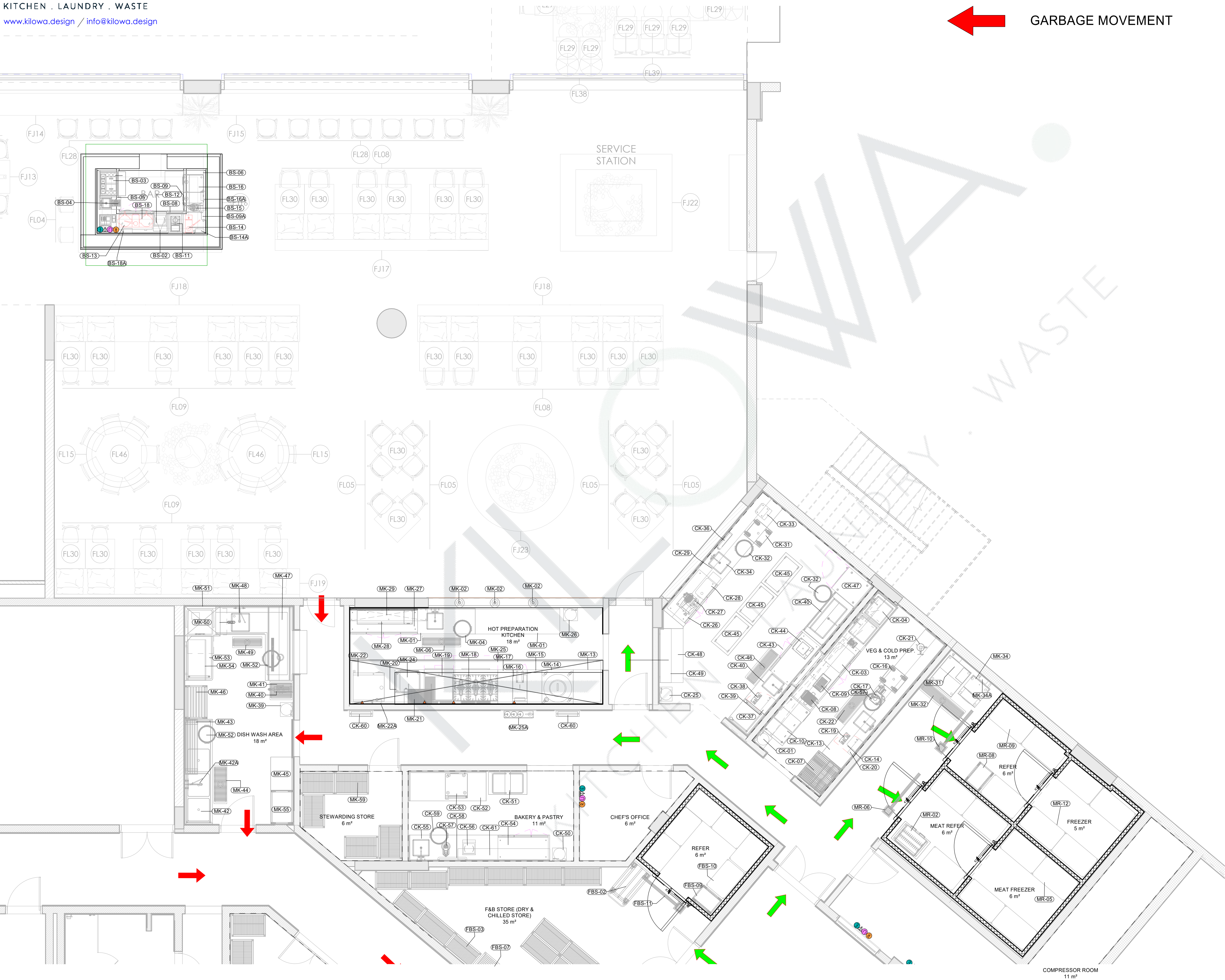
Drawing Title:

GROUND FLOOR P2

SMPL -KILOWA-KLW -DD -G00 -1102

SHEET ( 8 OF 41 )

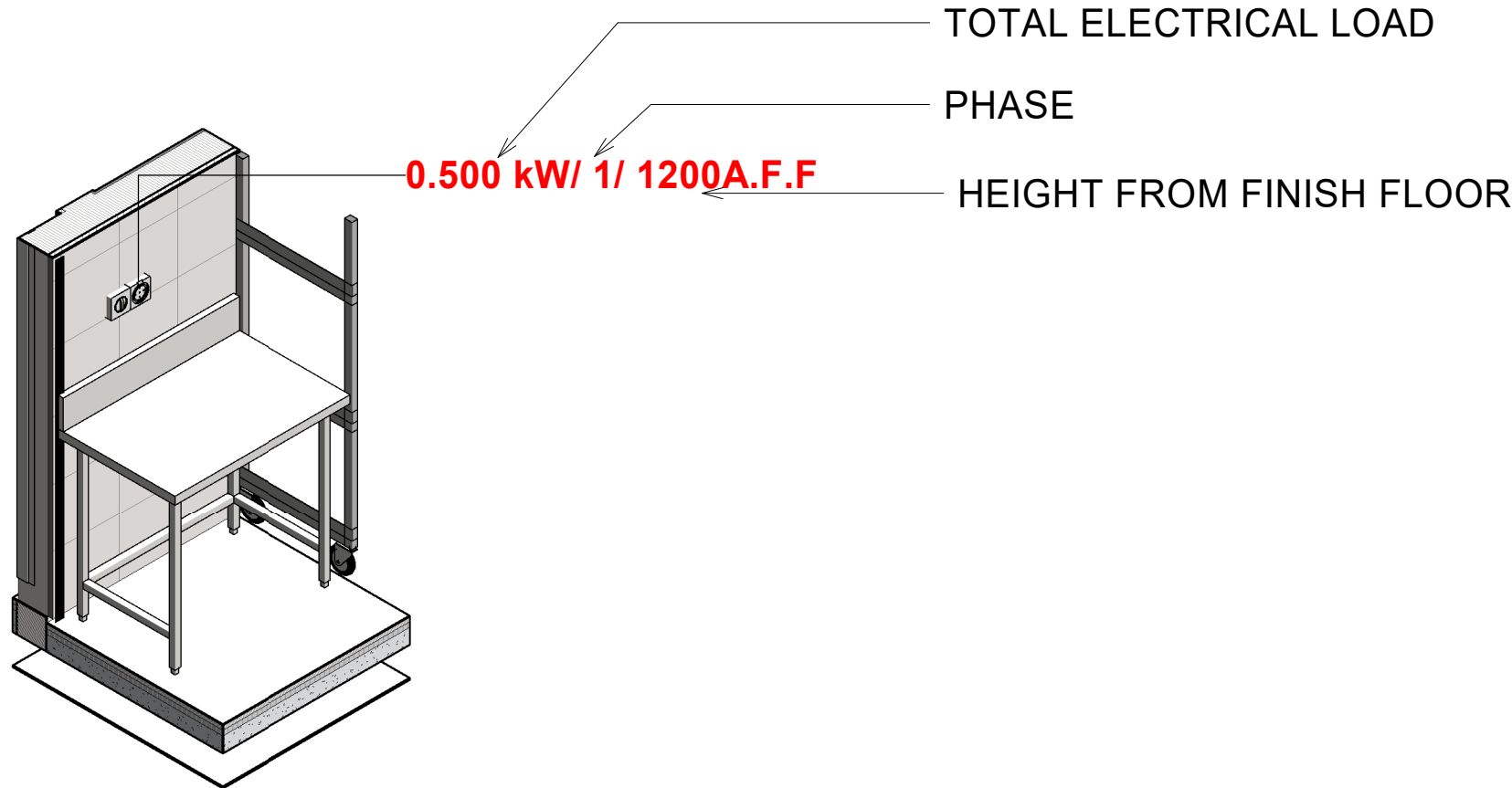
Date: 05/08/20	Drawn: JK	Checked: DB	Format: A1	Scale: 1 : 50
PRO: SMPL	ORG: KILOWA	DI: KIW	TOD: DD	
ZONE: G00	DWG. NO: 1102	REV: 00		





**MECHANICAL, MASONARY & ELECTRICAL**  
**DWG FOR SUB CONSULTANTS**

ABBREVIATIONS	
F.D	FLOOR DRAIN
A.C	AIR CONDITIONED
C.F.M	CUBIC FEET PER MINUTE
A.F.F	ABOVE FROM FINISHED FLOOR



APPROVAL

REVIEW STATUS	<input type="checkbox"/> A	<input type="checkbox"/> B	<input type="checkbox"/> C	<input type="checkbox"/> D
	APPROVED	APPROVED AS NOTED	REVISE & RESUBMIT	REJECTED
DATE REVIEWED				
REVIEWED BY				

KEY PLAN:

GENERAL NOTES:

1.

ALL DIMENSIONS ARE IN MILLIMETERS AND LEVELS ARE IN METERS UNLESS NOTED OTHERWISE.

2.

DO NOT SCALE FROM THIS DRAWING. ONLY WRITTEN DIMENSIONS ARE TO BE FOLLOWED. MENTIONED SIZE DRAWING SET IS FULL SIZE.

3.

ALL EQUIPMENTS HAVE THEIR UNIQUE NUMBERING i.e ITEM NO. FOR INFORMATION OF EQUIPMENTS PLEASE REFER EQUIPMENT SPECIFICATION SHEET ALONG WITH THE DRAWINGS.

4.

KITCHEN EQUIPMENT SPECIFICATION ARE GIVEN UNDER EQUIPMENT SPECIFICATION SHEET.

5.

THE MEP REQUIREMENTS FOR THE EQUIPMENTS ARE SHOWN IN SERVICES DRAWINGS WHICH USED UNIQUE SYMBOLS, WHICH ARE DEFINED IN SHEET NO. 1003.

REFERENCE DESIGN DRAWINGS

REFERENCE NUMBER	DATE	TITLE

REFERENCE SHOP DRAWINGS

REFERENCE NUMBER	DATE	TITLE

RELATED DOCUMENTS

REFERENCE NUMBER	DATE	TITLE


REV	DATE	DESCRIPTION	DRAWN	CHECK	APPROVED

PROJECT TITLE:

SAMPLE DRAWINGS FOR HOTELS

FACILITY-CONSULTANT:

KILOWA.

KITCHEN . LAUNDRY . WASTE

VISIT:- [www.kilowa.design](#) / EMAIL:- [info@kilowa.design](#)

Drawing Title:

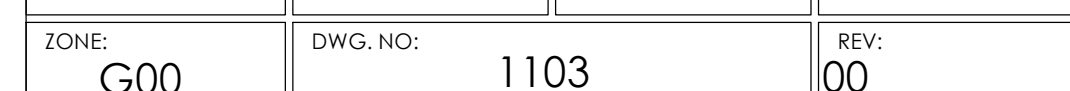
SYMBOLS LEGEND

SMPL -KILOWA-KLW - TD - XXX - 1003

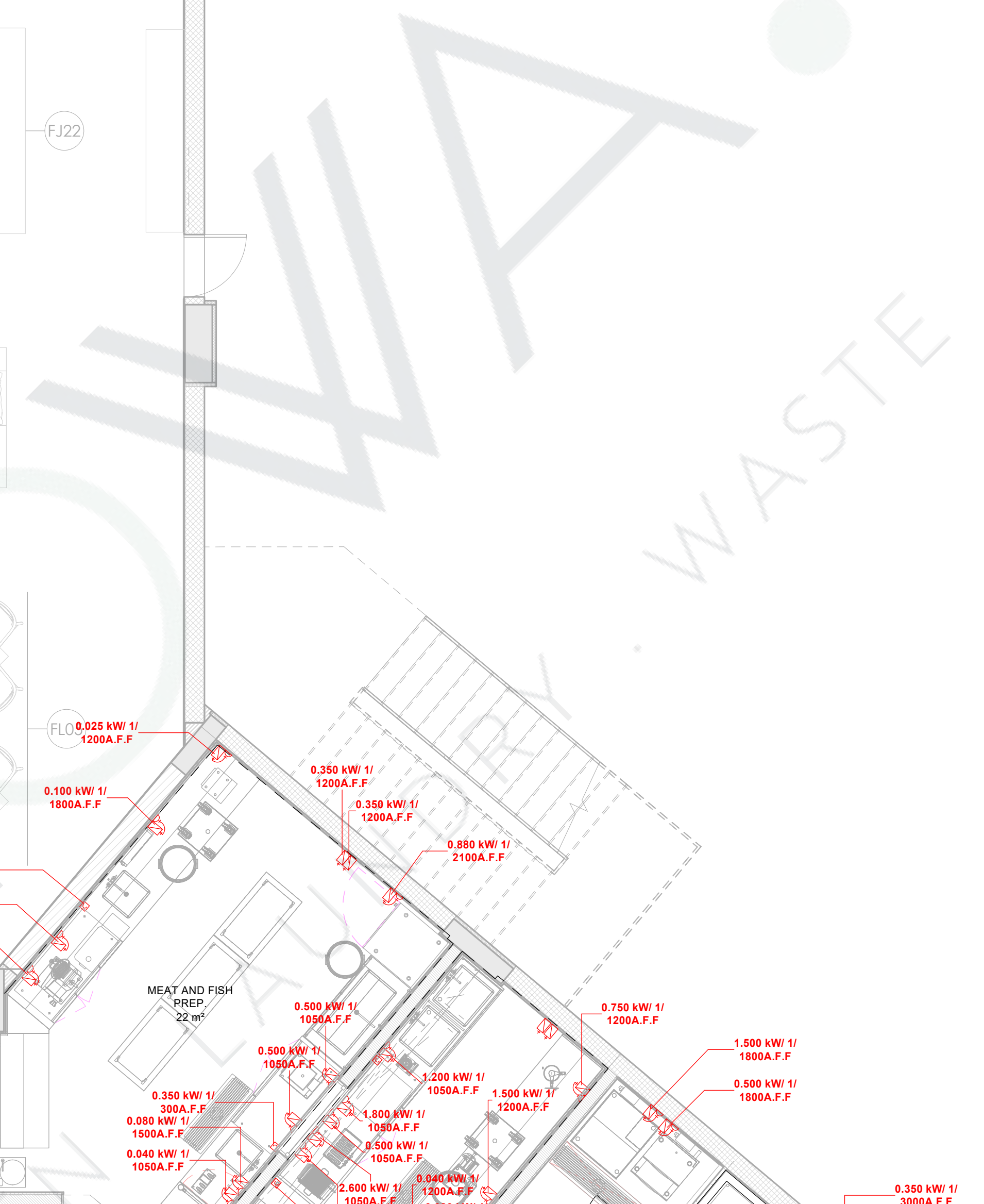
SHEET ( 2 OF 41)

Date: 31/10/19	Drawn: JK	Checked: DB	Format: A1	Scale: 1 : 25
PRO: SMPL	ORG: KILOWA	DI: KLW	TOD: TD	
ZONE: XXX	DWG. NO: 1003		REV: 00	









- | <b>REFERENCE DESIGN DRAWINGS</b> |             |              |  |  |  |
|----------------------------------|-------------|--------------|--|--|--|
| <b>REFERENCE NUMBER</b>          | <b>DATE</b> | <b>TITLE</b> |  |  |  |
|                                  |             |              |  |  |  |
|                                  |             |              |  |  |  |
|                                  |             |              |  |  |  |
|                                  |             |              |  |  |  |
| <b>REFERENCE SHOP DRAWINGS</b>   |             |              |  |  |  |
| <b>REFERENCE NUMBER</b>          | <b>DATE</b> | <b>TITLE</b> |  |  |  |
|                                  |             |              |  |  |  |
|                                  |             |              |  |  |  |
|                                  |             |              |  |  |  |
|                                  |             |              |  |  |  |
| <b>RELATED DOCUMENTS</b>         |             |              |  |  |  |
| <b>REFERENCE NUMBER</b>          | <b>DATE</b> | <b>TITLE</b> |  |  |  |
|                                  |             |              |  |  |  |
|                                  |             |              |  |  |  |
|                                  |             |              |  |  |  |
|                                  |             |              |  |  |  |

PROJECT TITLE: **SAMPLE DRAWINGS FOR HOTELS**

FACILITY-CONSULTANT:

**KILOWA.**

KITCHEN . LAUNDRY . WASTE

VISIT:- [www.kilowa.design](http://www.kilowa.design) / EMAIL:- [info@kilowa.design](mailto:info@kilowa.design)

Drawing Title:

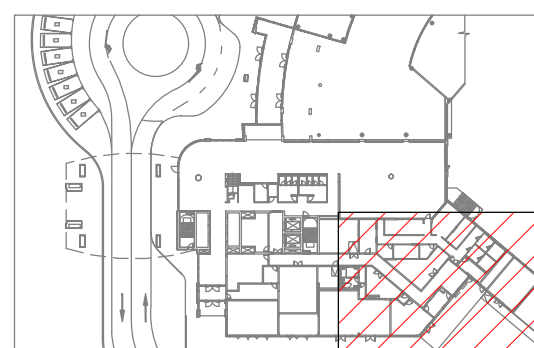
GROUND FLOOR PLAN ELE P2

SMPL - KILOWA-KLW - DD - G00 - 1104

SHEET ( 10 OF 41 )

Date: 31/10/19	Drawn: JK	Checked: DB	Format: A1	Scale: 1:50
PRO: SMPL	ORG: KILOWA	DI: KLW	TOD: DD	
ZONE: G00	DWG. NO.: 1104			REV: 00





1. ALL DIMENSIONS ARE IN MILLIMETERS AND LEVELS ARE IN METERS UNLESS NOTED OTHERWISE.
2. DO NOT SCALE FROM THIS DRAWING. ONLY WRITTEN DIMENSIONS ARE TO BE FOLLOWED. MENTIONED SIZE DRAWING SET IS FULL SIZE.
3. ALL EQUIPMENTS HAVE THEIR UNIQUE NUMBERING (6 ITEM NO. FOR INFORMATION OF EQUIPMENTS PLEASE REFER EQUIPMENT SPECIFICATION SHEET ALONG WITH THE DRAWINGS).
4. KITCHEN EQUIPMENT SPECIFICATION ARE GIVEN UNDER EQUIPMENT SPECIFICATION SHEET.
5. THE MEP REQUIREMENTS FOR THE EQUIPMENTS ARE SHOWN IN SERVICES DRAWINGS WHICH USED UNIQUE SYMBOLS, WHICH ARE DEFINED IN SHEET NO. 1003.

[illegible]

## SAMPLE DRAWINGS FOR HOTELS

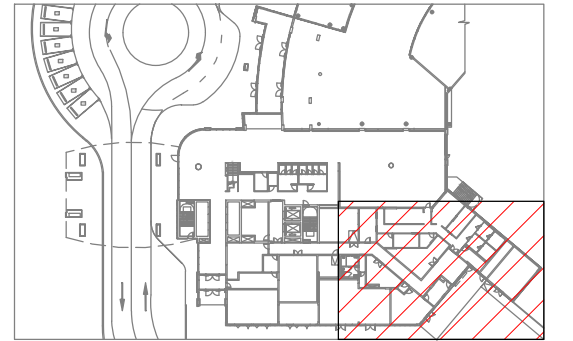
VISIT:- [www.kilowa.design](http://www.kilowa.design) / EMAIL:- [info@kilowa.design](mailto:info@kilowa.design)

SMPL -KILOWA-KLW -DD-G00-1105

SHEET ( 17 OF 41 )

Date: 31/10/19	Drawn: JK	Checked: DB	Format: A1	Scale: 1:50
PRO: SMPL	ORG: KILOWA	DI: KLW	TOD: DD	
ZONE: G00	DWG. NO: 1105			REV: 00





GENERAL NOTES:

1. ALL DIMENSIONS ARE IN MILLIMETERS AND LEVELS ARE IN METERS UNLESS NOTED OTHERWISE.
2. DO NOT SCALE FROM THIS DRAWING. ONLY WRITTEN DIMENSIONS ARE TO BE FOLLOWED. MENTIONED SIZE DRAWING SET IS FULL SIZE.
3. ALL EQUIPMENTS HAVE THEIR UNIQUE NUMBERING i.e ITEM NO. FOR INFORMATION OF EQUIPMENTS PLEASE REFER EQUIPMENT SPECIFICATION SHEET ALONG WITH THE DRAWINGS.
4. KITCHEN EQUIPMENT SPECIFICATION ARE GIVEN UNDER EQUIPMENT SPECIFICATION SHEET.
5. THE MEP REQUIREMENTS FOR THE EQUIPMENTS ARE SHOWN IN SERVICES DRAWINGS WHICH USE UNIQUE SYMBOLS, WHICH ARE DEFINED IN SHEET NO. 1003.

[illegible]

REV	DATE	DESCRIPTION	DRAWN	CHECK	APPROVED
-----	------	-------------	-------	-------	----------

## SAMPLE DRAWINGS FOR HOTELS

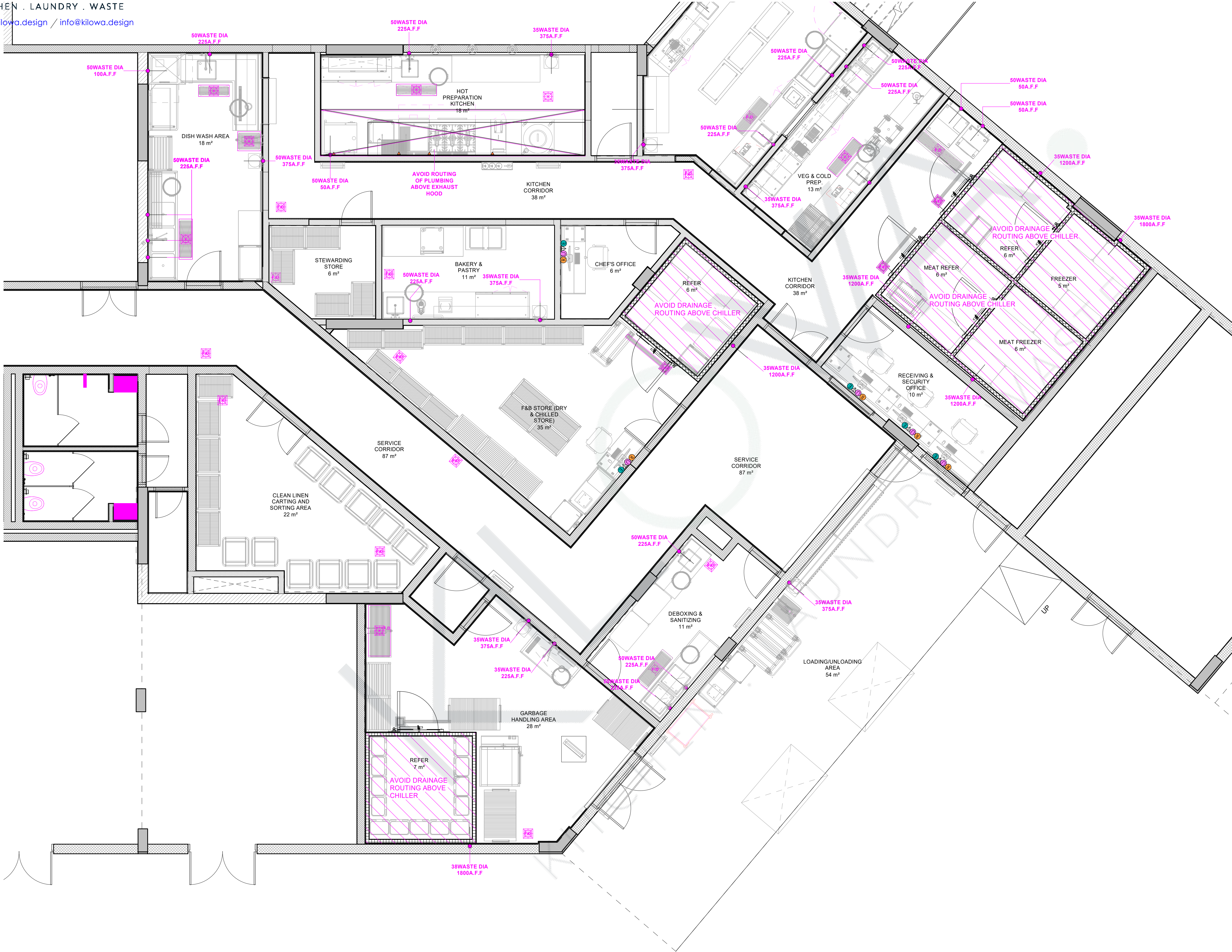
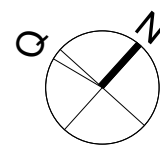
VISIT:- [www.kilowa.design](http://www.kilowa.design) / EMAIL:- [info@kilowa.design](mailto:info@kilowa.design)

SMPL -KILOWA-KLW -DD -G00 -1106

SHEET ( 12 OF 41 )

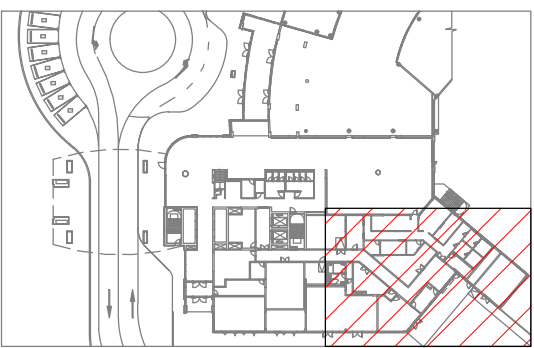
Date: 31/10/19	Drawn: JK	Checked: DB	Format: A1	Scale: 1:50
PRO: SMPL	ORG: KILOWA	DI: KLW	TOD: DD	
ZONE: G00	DWG. NO: 1106	REV: 00		





REVIEW STATUS	A	B	C	D
APPROVED	<input type="checkbox"/>	<input type="checkbox"/>	<input type="checkbox"/>	<input type="checkbox"/>
APPROVED AS NOTED	<input type="checkbox"/>	<input type="checkbox"/>	<input type="checkbox"/>	<input type="checkbox"/>
REVISE & RESUBMIT	<input type="checkbox"/>	<input type="checkbox"/>	<input type="checkbox"/>	<input type="checkbox"/>
REJECTED	<input type="checkbox"/>	<input type="checkbox"/>	<input type="checkbox"/>	<input type="checkbox"/>

KEY PLAN:



- GENERAL NOTES:
- ALL DIMENSIONS ARE IN MILLIMETERS AND LEVELS ARE IN METERS UNLESS NOTED OTHERWISE.
  - DO NOT SCALE FROM THIS DRAWING. ONLY WRITTEN DIMENSIONS ARE TO BE FOLLOWED. MENTIONED SIZE DRAWING SET IS FULL SIZE.
  - ALL EQUIPMENTS HAVE THEIR UNIQUE NUMBERING i.e. ITEM NO. FOR INFORMATION OF EQUIPMENTS PLEASE REFER EQUIPMENT SPECIFICATION SHEET ALONG WITH THE DRAWINGS.
  - KITCHEN EQUIPMENT SPECIFICATION ARE GIVEN UNDER EQUIPMENT SPECIFICATION SHEET.
  - THE MEP REQUIREMENTS FOR THE EQUIPMENTS ARE SHOWN IN SERVICES DRAWINGS WHICH USED UNIQUE SYMBOLS, WHICH ARE DEFINED IN SHEET NO. 1003.

REFERENCE DESIGN DRAWINGS		
REFERENCE NUMBER	DATE	TITLE
REFERENCE SHOP DRAWINGS		
REFERENCE NUMBER	DATE	TITLE
RELATED DOCUMENTS		
REFERENCE NUMBER	DATE	TITLE

REV	DATE	DESCRIPTION	DRAWN	CHECK	APPROVED

PROJECT TITLE:  
SAMPLE DRAWINGS FOR HOTELS

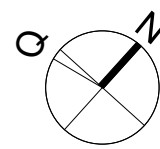
FACILITY-CONSULTANT:  
**KILOWA.**  
KITCHEN . LAUNDRY . WASTE  
VISIT:- [www.kilowa.design](http://www.kilowa.design) / EMAIL:- [info@kilowa.design](mailto:info@kilowa.design)

Drawing Title:  
GROUND FLOOR DRAIN P1  
SMPL -KILOWA-KLW - DD - G00 - 1107

SHEET ( 13 OF 41 )

Date: 31/10/19	Drawn: JK	Checked: DB	Format: A1	Scale: 1 : 50
PRO: SMPL	ORG: KILOWA	DI: KLW	TOD: DD	
ZONE: G00	DWG. NO: 1107	REV: 00		

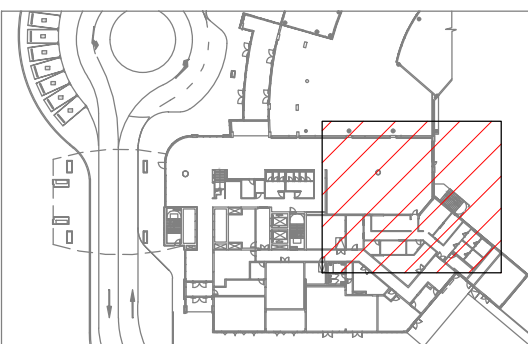




APPROVAL

REVIEW STATUS	<input type="checkbox"/> A	<input type="checkbox"/> B	<input type="checkbox"/> C	<input type="checkbox"/> D
	APPROVED	APPROVED AS NOTED	REVISE & RESUBMIT	REJECTED
DATE REVIEWED				
REVIEWED BY				

KEY PLAN:



- GENERAL NOTES:
- ALL DIMENSIONS ARE IN MILLIMETERS AND LEVELS ARE IN METERS UNLESS NOTED OTHERWISE.
  - DO NOT SCALE FROM THIS DRAWING. ONLY WRITTEN DIMENSIONS ARE TO BE FOLLOWED. MENTIONED SIZE DRAWING SET IS FULL SIZE.
  - ALL EQUIPMENTS HAVE THEIR UNIQUE NUMBERING i.e ITEM NO. FOR INFORMATION OF EQUIPMENTS PLEASE REFER EQUIPMENT SPECIFICATION SHEET ALONG WITH THE DRAWINGS.
  - KITCHEN EQUIPMENT SPECIFICATION ARE GIVEN UNDER EQUIPMENT SPECIFICATION SHEET.
  - THE MEP REQUIREMENTS FOR THE EQUIPMENTS ARE SHOWN IN SERVICES DRAWINGS WHICH USED UNIQUE SYMBOLS, WHICH ARE DEFINED IN SHEET NO. 1003.

REFERENCE DESIGN DRAWINGS		
REFERENCE NUMBER	DATE	TITLE
REFERENCE SHOP DRAWINGS		
REFERENCE NUMBER	DATE	TITLE
RELATED DOCUMENTS		
REFERENCE NUMBER	DATE	TITLE

REV	DATE	DESCRIPTION	DRAWN	CHECK	APPROVED
-----	------	-------------	-------	-------	----------

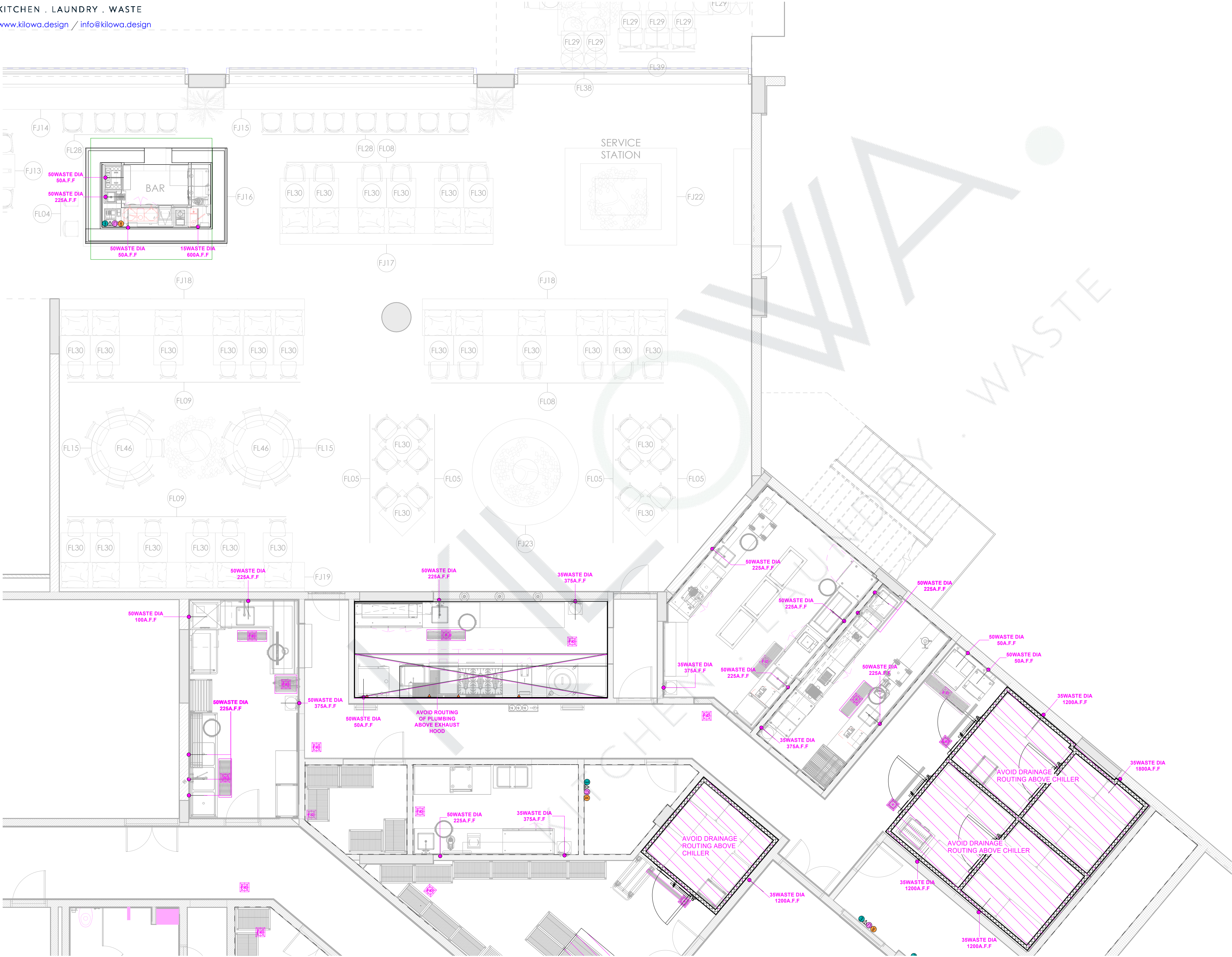
PROJECT TITLE:  
SAMPLE DRAWINGS FOR HOTELS

FACILITY-CONSULTANT:  
**KILOWA.**  
KITCHEN . LAUNDRY . WASTE  
VISIT:- [www.kilowa.design](http://www.kilowa.design) / EMAIL:- [info@kilowa.design](mailto:info@kilowa.design)

Drawing Title:  
GROUND FLOOR DRAIN P2  
SMPL -KILOWA-KLW -DD -G00 -1108

SHEET ( 14 OF 41 )

Date: 31/10/19	Drawn: JK	Checked: DB	Format: A1	Scale: 1 : 50
PRO: SMPL	ORG: KILOWA	DI: KLW	TOD: DD	
ZONE: G00	DWG. NO: 1108	REV: 00		





REFERENCE DESIGN DRAWINGS		
REFERENCE NUMBER	DATE	TITLE
REFERENCE SHOP DRAWINGS		
REFERENCE NUMBER	DATE	TITLE
RELATED DOCUMENTS		
REFERENCE NUMBER	DATE	TITLE

REV	DATE	DESCRIPTION	DRAWN	CHECK	APPROVED
-----	------	-------------	-------	-------	----------

## SAMPLE DRAWINGS FOR HOTELS

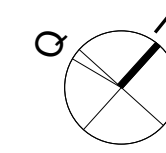
VISIT:- [www.kilowa.design](http://www.kilowa.design) / EMAIL:- [info@kilowa.design](mailto:info@kilowa.design)

SMPL -KILOWA-KLW -DD -G00 -1109

SHEET ( 15 OF 41 )

Date: 31/10/19	Drawn: JK	Checked: DB	Format: A1	Scale: 1:50
PRO: SMPL	ORG: KILOWA	DI: KLW	TOD: DD	
ZONE: G00	DWG. NO: 1109			REV: 00

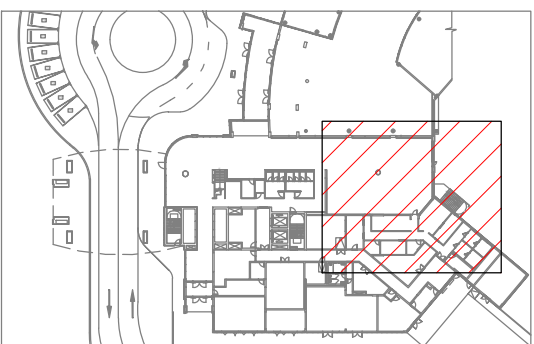




APPROVAL

REVIEW STATUS	<input type="checkbox"/> A	<input type="checkbox"/> B	<input type="checkbox"/> C	<input type="checkbox"/> D
	APPROVED	APPROVED AS NOTED	REVISE & RESUBMIT	REJECTED
DATE REVIEWED				
REVIEWED BY				

KEY PLAN:



GENERAL NOTES:

- ALL DIMENSIONS ARE IN MILLIMETERS AND LEVELS ARE IN METERS UNLESS NOTED OTHERWISE.
- DO NOT SCALE FROM THIS DRAWING. ONLY WRITTEN DIMENSIONS ARE TO BE FOLLOWED. MENTIONED SIZE DRAWING SET IS FULL SIZE.
- ALL EQUIPMENTS HAVE THEIR UNIQUE NUMBERING i.e ITEM NO. FOR INFORMATION OF EQUIPMENTS PLEASE REFER EQUIPMENT SPECIFICATION SHEET ALONG WITH THE DRAWINGS.
- KITCHEN EQUIPMENT SPECIFICATION ARE GIVEN UNDER EQUIPMENT SPECIFICATION SHEET.
- THE MEP REQUIREMENTS FOR THE EQUIPMENTS ARE SHOWN IN SERVICES DRAWINGS WHICH USED UNIQUE SYMBOLS, WHICH ARE DEFINED IN SHEET NO. 1003.

REFERENCE DESIGN DRAWINGS		
REFERENCE NUMBER	DATE	TITLE
REFERENCE SHOP DRAWINGS		
REFERENCE NUMBER	DATE	TITLE
RELATED DOCUMENTS		
REFERENCE NUMBER	DATE	TITLE

REV	DATE	DESCRIPTION	DRAWN	CHECK	APPROVED
-----	------	-------------	-------	-------	----------

PROJECT TITLE:

SAMPLE DRAWINGS FOR HOTELS

FACILITY-CONSULTANT:

KILOWA.

KITCHEN . LAUNDRY . WASTE

VISIT:- [www.kilowa.design](http://www.kilowa.design) / EMAIL:- [info@kilowa.design](mailto:info@kilowa.design)

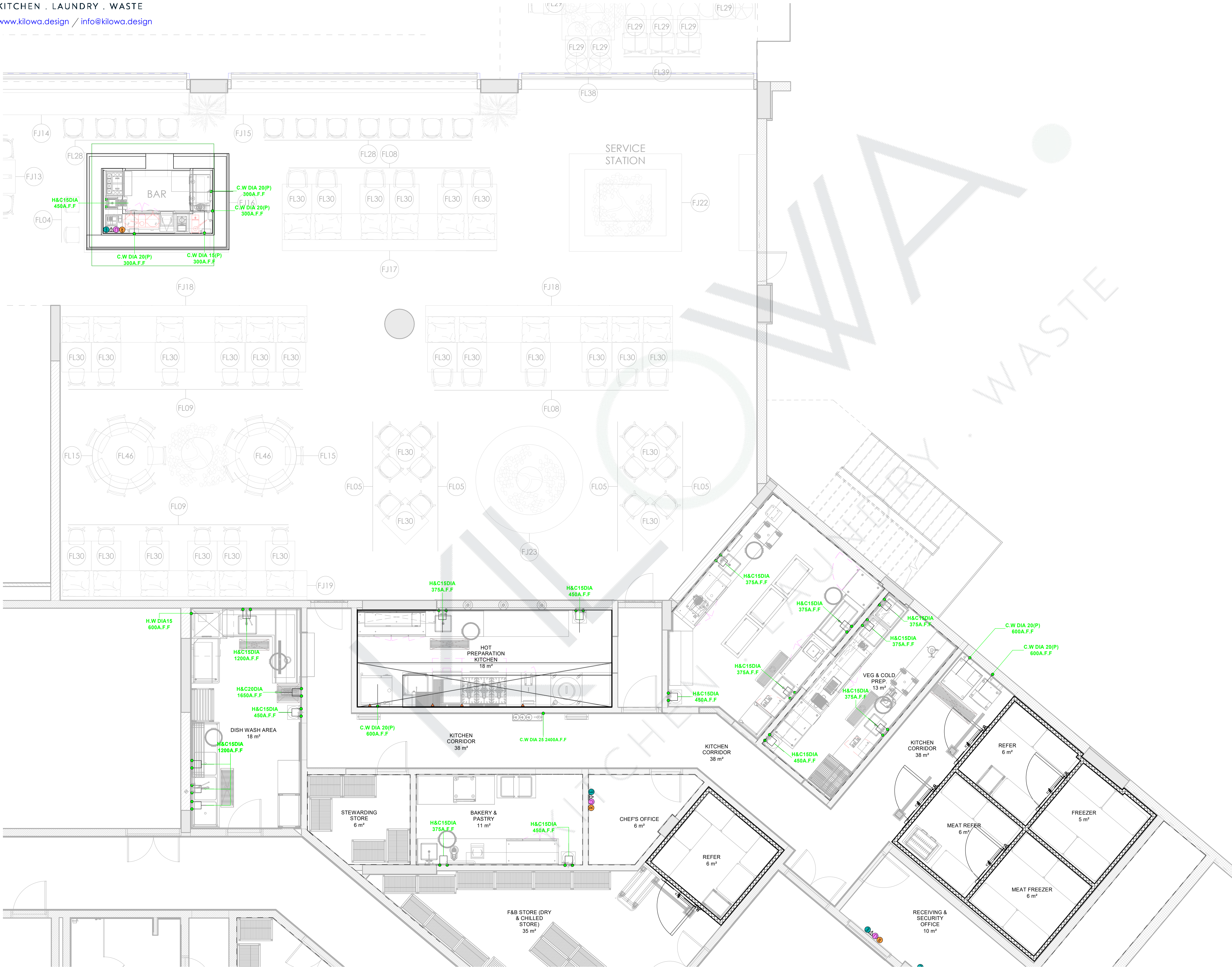
Drawing Title:

GROUND FLOOR WATER P2

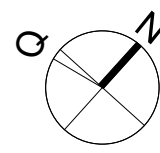
SMPL -KILOWA-KLW -DD -G00 -1110

SHEET ( 16 OF 41 )

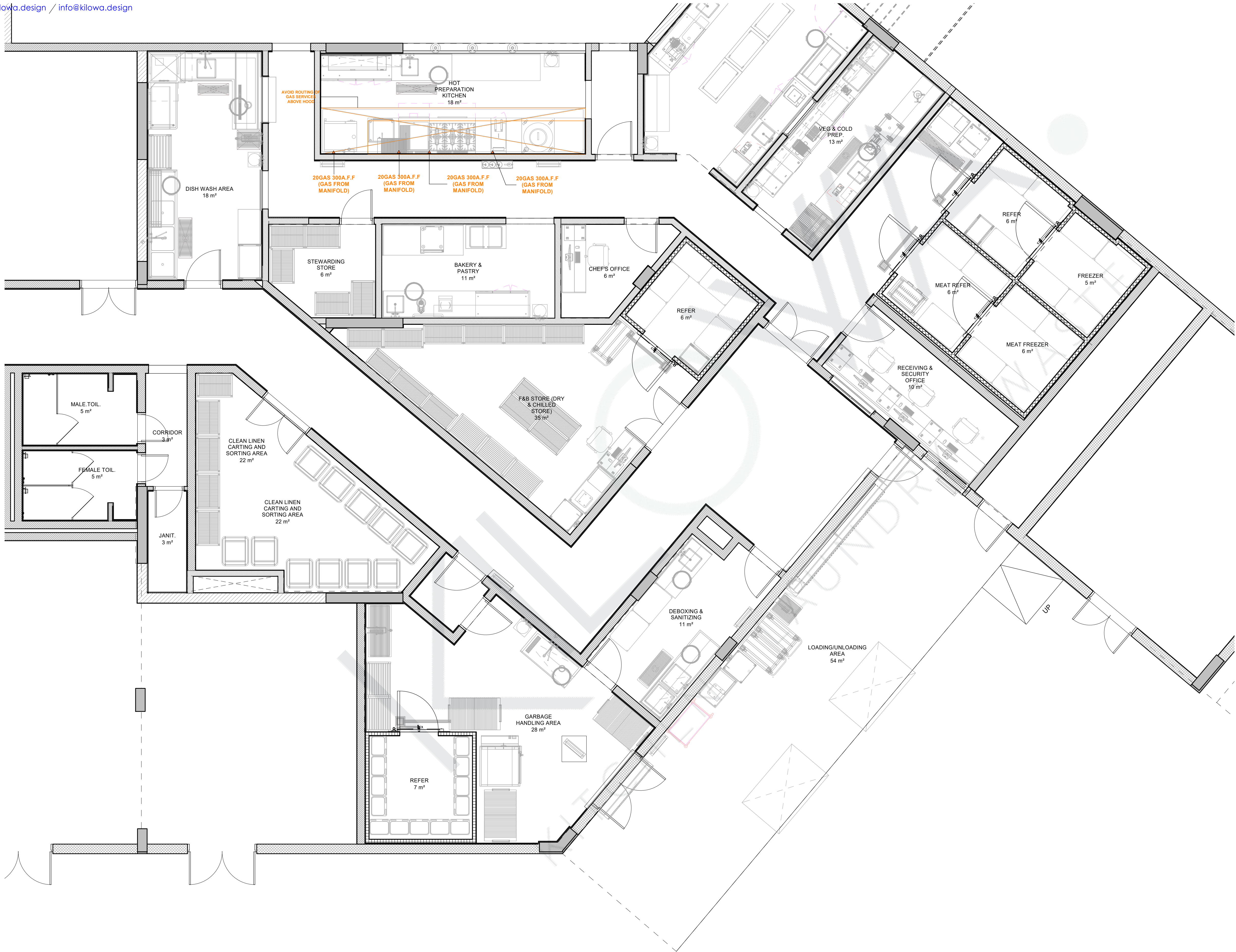
Date: 31/10/19	Drawn: JK	Checked: DB	Format: A1	Scale: 1 : 50
PRO: SMPL	ORG: KILOWA	DI: KLW	TOD: DD	
ZONE: G00	DWG. NO: 1110	REV: 00		





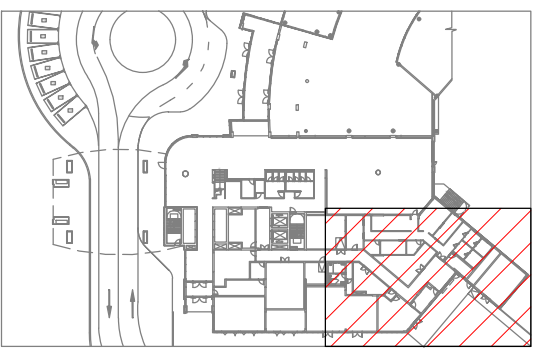


APPROVAL



REVIEW STATUS	<input type="checkbox"/> A	<input type="checkbox"/> B	<input type="checkbox"/> C	<input type="checkbox"/> D
	APPROVED	APPROVED AS NOTED	REVISE & RESUBMIT	REJECTED
DATE REVIEWED				
REVIEWED BY				

KEY PLAN:



GENERAL NOTES:

- ALL DIMENSIONS ARE IN MILLIMETERS AND LEVELS ARE IN METERS UNLESS NOTED OTHERWISE.
- DO NOT SCALE FROM THIS DRAWING. ONLY WRITTEN DIMENSIONS ARE TO BE FOLLOWED. MENTIONED SIZE DRAWING SET IS FULL SIZE.
- ALL EQUIPMENTS HAVE THEIR UNIQUE NUMBERING i.e ITEM NO. FOR INFORMATION OF EQUIPMENTS PLEASE REFER EQUIPMENT SPECIFICATION SHEET ALONG WITH THE DRAWINGS.
- KITCHEN EQUIPMENT SPECIFICATION ARE GIVEN UNDER EQUIPMENT SPECIFICATION SHEET.
- THE MEP REQUIREMENTS FOR THE EQUIPMENTS ARE SHOWN IN SERVICES DRAWINGS WHICH USED UNIQUE SYMBOLS, WHICH ARE DEFINED IN SHEET NO. 1003.

REFERENCE DESIGN DRAWINGS		
REFERENCE NUMBER	DATE	TITLE
REFERENCE SHOP DRAWINGS		
REFERENCE NUMBER	DATE	TITLE
RELATED DOCUMENTS		
REFERENCE NUMBER	DATE	TITLE

REV	DATE	DESCRIPTION	DRAWN	CHECK	APPROVED

PROJECT TITLE:

SAMPLE DRAWINGS FOR HOTELS

FACILITY-CONSULTANT:

KILOWA.

KITCHEN . LAUNDRY . WASTE

VISIT:- [www.kilowa.design](http://www.kilowa.design) / EMAIL:- [info@kilowa.design](mailto:info@kilowa.design)

Drawing Title:


GROUND FLOOR PLAN GAS

SMPL -KILOWA-KLW - DD - G00 - 1111

SHEET ( 11 OF 41)

Date: 31/10/19	Drawn: JK	Checked: DB	Format: A1	Scale: 1 : 50
PRO: SMPL	ORG: KILOWA	DI: KLW	TOD: DD	
ZONE: G00	DWG. NO: 1111	REV: 00		

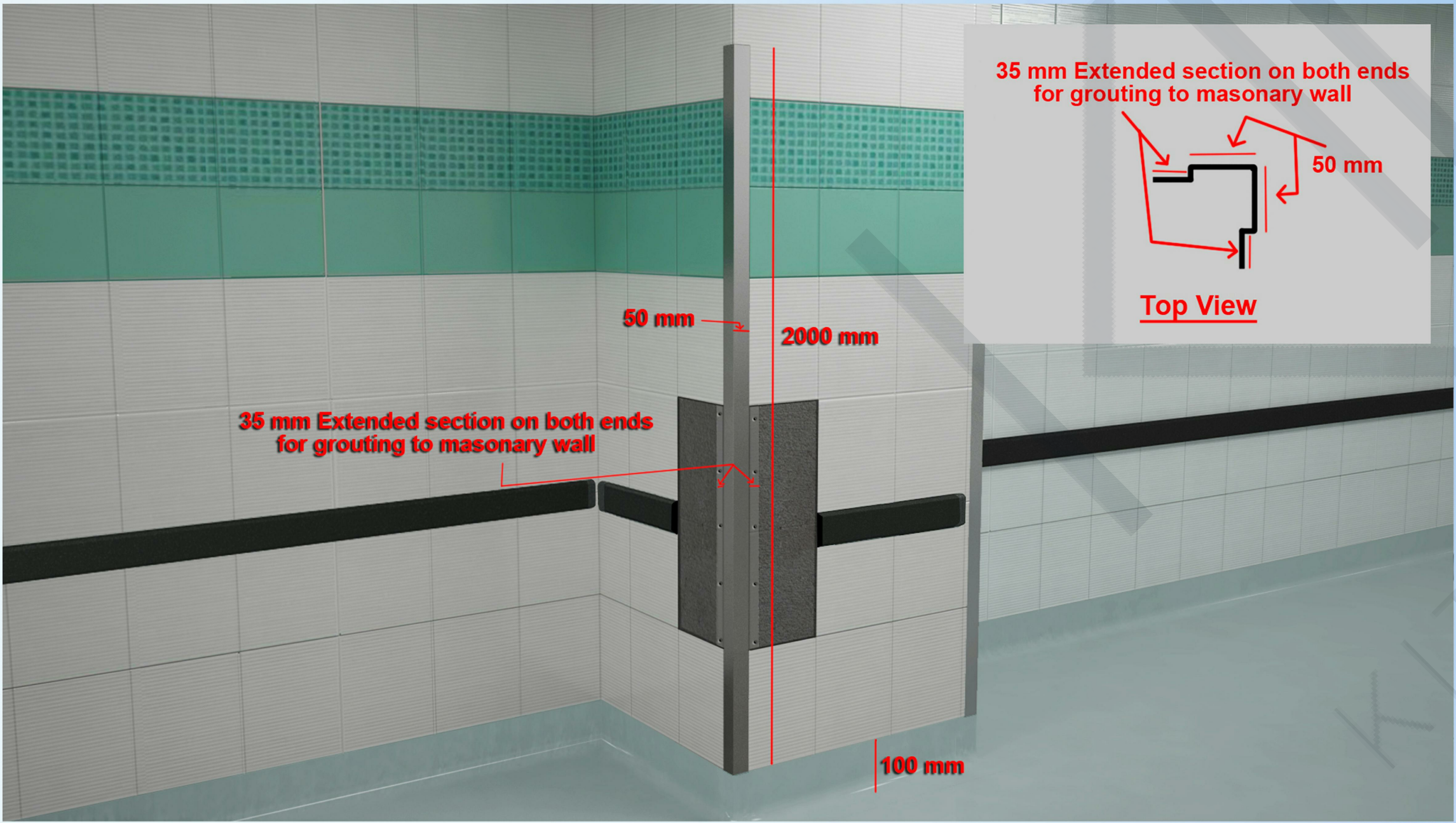




BOH AREA DOOR DETAIL



CEILING DETAIL



CORNER ANGLE DETAIL



CORRIDOR VIEW



APPROVAL

REVIEW STATUS	<input type="checkbox"/> A	<input type="checkbox"/> B	<input type="checkbox"/> C	<input type="checkbox"/> D
	APPROVED	APPROVED AS NOTED	REVISE & RESUBMIT	REJECTED
DATE REVIEWED				
REVIEWED BY				

KEY PLAN:

- GENERAL NOTES:
- ALL DIMENSIONS ARE IN MILLIMETERS AND LEVELS ARE IN METERS UNLESS NOTED OTHERWISE.
  - DO NOT SCALE FROM THIS DRAWING. ONLY WRITTEN DIMENSIONS ARE TO BE FOLLOWED. MENTIONED SIZE DRAWING SET IS FULL SIZE.
  - ALL EQUIPMENTS HAVE THEIR UNIQUE NUMBERING i.e ITEM NO. FOR INFORMATION OF EQUIPMENTS PLEASE REFER EQUIPMENT SPECIFICATION SHEET ALONG WITH THE DRAWINGS.
  - KITCHEN EQUIPMENT SPECIFICATION ARE GIVEN UNDER EQUIPMENT SPECIFICATION SHEET.
  - THE MEP REQUIREMENTS FOR THE EQUIPMENTS ARE SHOWN IN SERVICES DRAWINGS WHICH USED UNIQUE SYMBOLS, WHICH ARE DEFINED IN SHEET NO. 1003.

REFERENCE DESIGN DRAWINGS		
REFERENCE NUMBER	DATE	TITLE
REFERENCE SHOP DRAWINGS		
REFERENCE NUMBER	DATE	TITLE
RELATED DOCUMENTS		
REFERENCE NUMBER	DATE	TITLE

REV	DATE	DESCRIPTION	DRAWN	CHECK	APPROVED
-----	------	-------------	-------	-------	----------

PROJECT TITLE:  
SAMPLE DRAWINGS FOR HOTELS

FACILITY-CONSULTANT:  
**KILOWA.**  
KITCHEN . LAUNDRY . WASTE  
VISIT:- [www.kilowa.design](http://www.kilowa.design) / EMAIL:- [info@kilowa.design](mailto:info@kilowa.design)

Drawing Title:  
SUGGESTED BOH FINISHES 1  
SMPL -KILOWA-KLW - TD - XXX - 1004

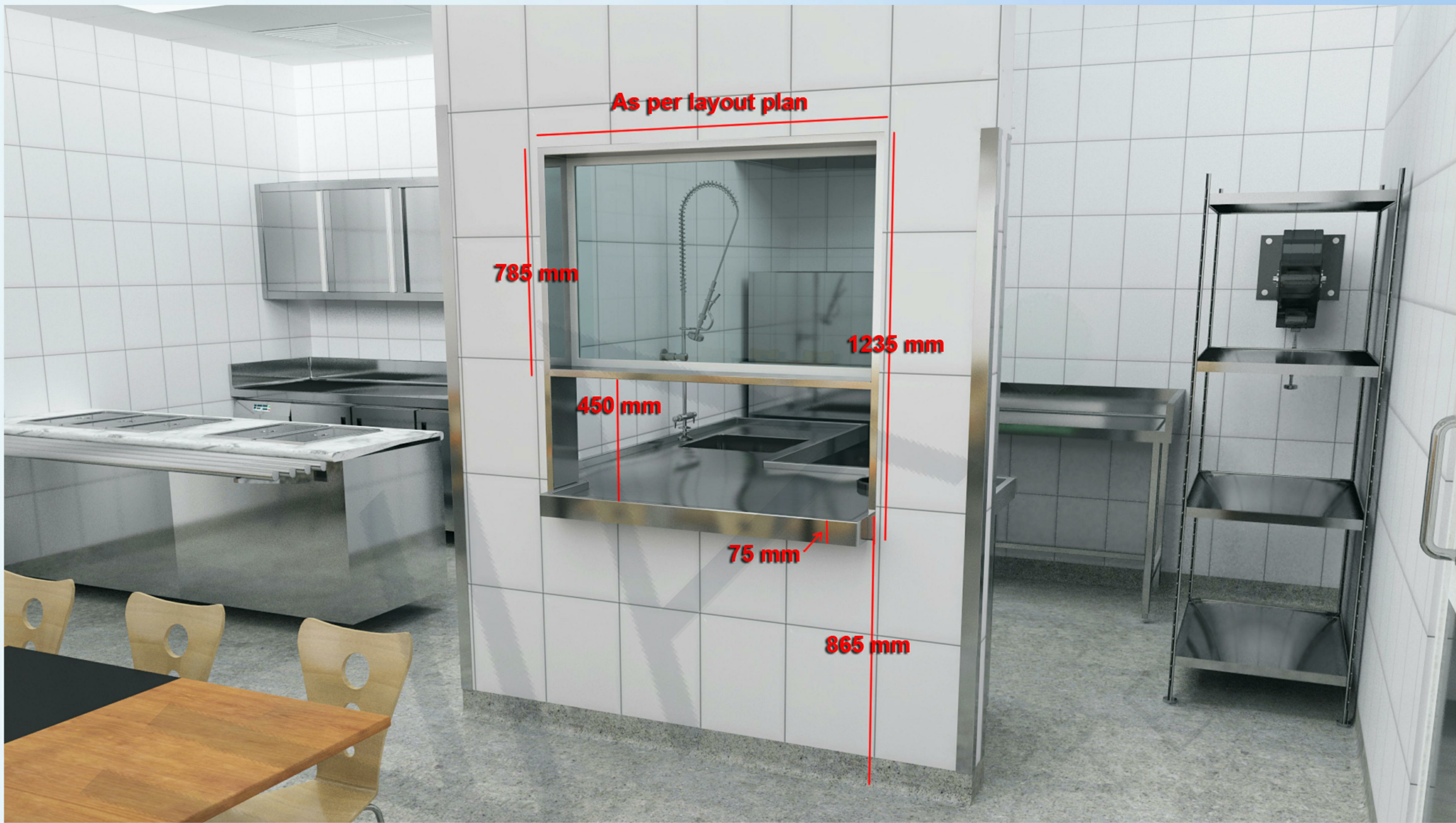
SHEET ( 3 OF 41 )

Date: 31/10/19	Drawn: JK	Checked: DB	Format: A1	Scale: NTS
PRO: SMPL	ORG: KILOWA	DI: KLW	TOD: TD	
ZONE: XXX	DWG. NO: 1004	REV: 00		







CORRIDOR VIEW



DIRTY DISH DROP OFF WINDOW DETAIL



FLOOR COVING



GAP BETWEEN COLD ROOM & CEILING



APPROVAL

REVIEW STATUS	<input type="checkbox"/> A	<input type="checkbox"/> B	<input type="checkbox"/> C	<input type="checkbox"/> D
	APPROVED	APPROVED AS NOTED	REVISE & RESUBMIT	REJECTED
DATE REVIEWED				
REVIEWED BY				

KEY PLAN:

- GENERAL NOTES:
1. ALL DIMENSIONS ARE IN MILLIMETERS AND LEVELS ARE IN METERS UNLESS NOTED OTHERWISE.
  2. DO NOT SCALE FROM THIS DRAWING. ONLY WRITTEN DIMENSIONS ARE TO BE FOLLOWED. MENTIONED SIZE DRAWING SET IS FULL SIZE.
  3. ALL EQUIPMENTS HAVE THEIR UNIQUE NUMBERING i.e. ITEM NO. FOR INFORMATION OF EQUIPMENTS PLEASE REFER EQUIPMENT SPECIFICATION SHEET ALONG WITH THE DRAWINGS.
  4. KITCHEN EQUIPMENT SPECIFICATION ARE GIVEN UNDER EQUIPMENT SPECIFICATION SHEET.
  5. THE MEP REQUIREMENTS FOR THE EQUIPMENTS ARE SHOWN IN SERVICES DRAWINGS WHICH USED UNIQUE SYMBOLS, WHICH ARE DEFINED IN SHEET NO. 1003.

REFERENCE DESIGN DRAWINGS		
REFERENCE NUMBER	DATE	TITLE
REFERENCE SHOP DRAWINGS		
REFERENCE NUMBER	DATE	TITLE
RELATED DOCUMENTS		
REFERENCE NUMBER	DATE	TITLE

REV	DATE	DESCRIPTION	DRAWN	CHECK	APPROVED

PROJECT TITLE:  
SAMPLE DRAWINGS FOR HOTELS

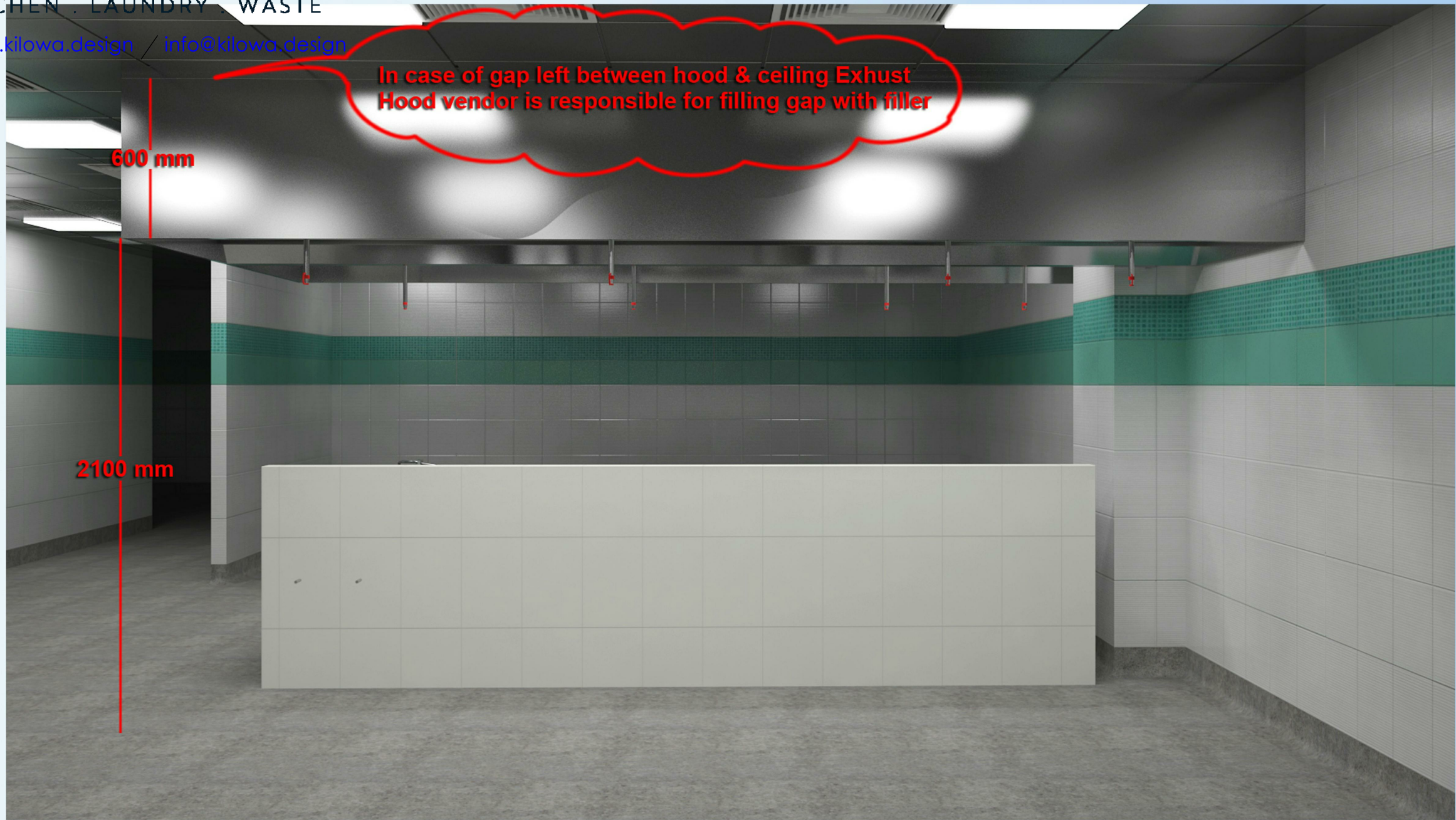
FACILITY-CONSULTANT:  
**KILOWA.**  
KITCHEN . LAUNDRY . WASTE  
VISIT:- [www.kilowa.design](http://www.kilowa.design) / EMAIL:- [info@kilowa.design](mailto:info@kilowa.design)

Drawing Title:  
SUGGESTED BOH FINISHES 2  
SMPL -KILOWA-KLW - TD - XXX - 1005


SHEET ( 4 OF 41)

Date: 31/10/19	Drawn: JK	Checked: DB	Format: A1	Scale: NTS
PRO: SMPL	ORG: KILOWA	DI: KLW	TOD: TD	
ZONE: XXX	DWG. NO: 1005	REV: 00		





GAP BETWEEN HOOD & CEILING



SECTION THRU GRATING



APPROVAL

REVIEW STATUS	<input type="checkbox"/> A	<input type="checkbox"/> B	<input type="checkbox"/> C	<input type="checkbox"/> D
	APPROVED	APPROVED AS NOTED	REVISE & RESUBMIT	REJECTED
DATE REVIEWED				
REVIEWED BY				

KEY PLAN:

- GENERAL NOTES:
- ALL DIMENSIONS ARE IN MILLIMETERS AND LEVELS ARE IN METERS UNLESS NOTED OTHERWISE.
  - DO NOT SCALE FROM THIS DRAWING. ONLY WRITTEN DIMENSIONS ARE TO BE FOLLOWED. MENTIONED SIZE DRAWING SET IS FULL SIZE.
  - ALL EQUIPMENTS HAVE THEIR UNIQUE NUMBERING i.e. ITEM NO. FOR INFORMATION OF EQUIPMENTS PLEASE REFER EQUIPMENT SPECIFICATION SHEET ALONG WITH THE DRAWINGS.
  - KITCHEN EQUIPMENT SPECIFICATION ARE GIVEN UNDER EQUIPMENT SPECIFICATION SHEET.
  - THE MEP REQUIREMENTS FOR THE EQUIPMENTS ARE SHOWN IN SERVICES DRAWINGS WHICH USED UNIQUE SYMBOLS, WHICH ARE DEFINED IN SHEET NO. 1003.

REFERENCE DESIGN DRAWINGS		
REFERENCE NUMBER	DATE	TITLE
REFERENCE SHOP DRAWINGS		
REFERENCE NUMBER	DATE	TITLE
RELATED DOCUMENTS		
REFERENCE NUMBER	DATE	TITLE

REV	DATE	DESCRIPTION	DRAWN	CHECK	APPROVED
-----	------	-------------	-------	-------	----------


PROJECT TITLE:  
SAMPLE DRAWINGS FOR HOTELS

FACILITY-CONSULTANT:  
**KILOWA.**  
KITCHEN . LAUNDRY . WASTE  
VISIT:- [www.kilowa.design](http://www.kilowa.design) / EMAIL:- [info@kilowa.design](mailto:info@kilowa.design)

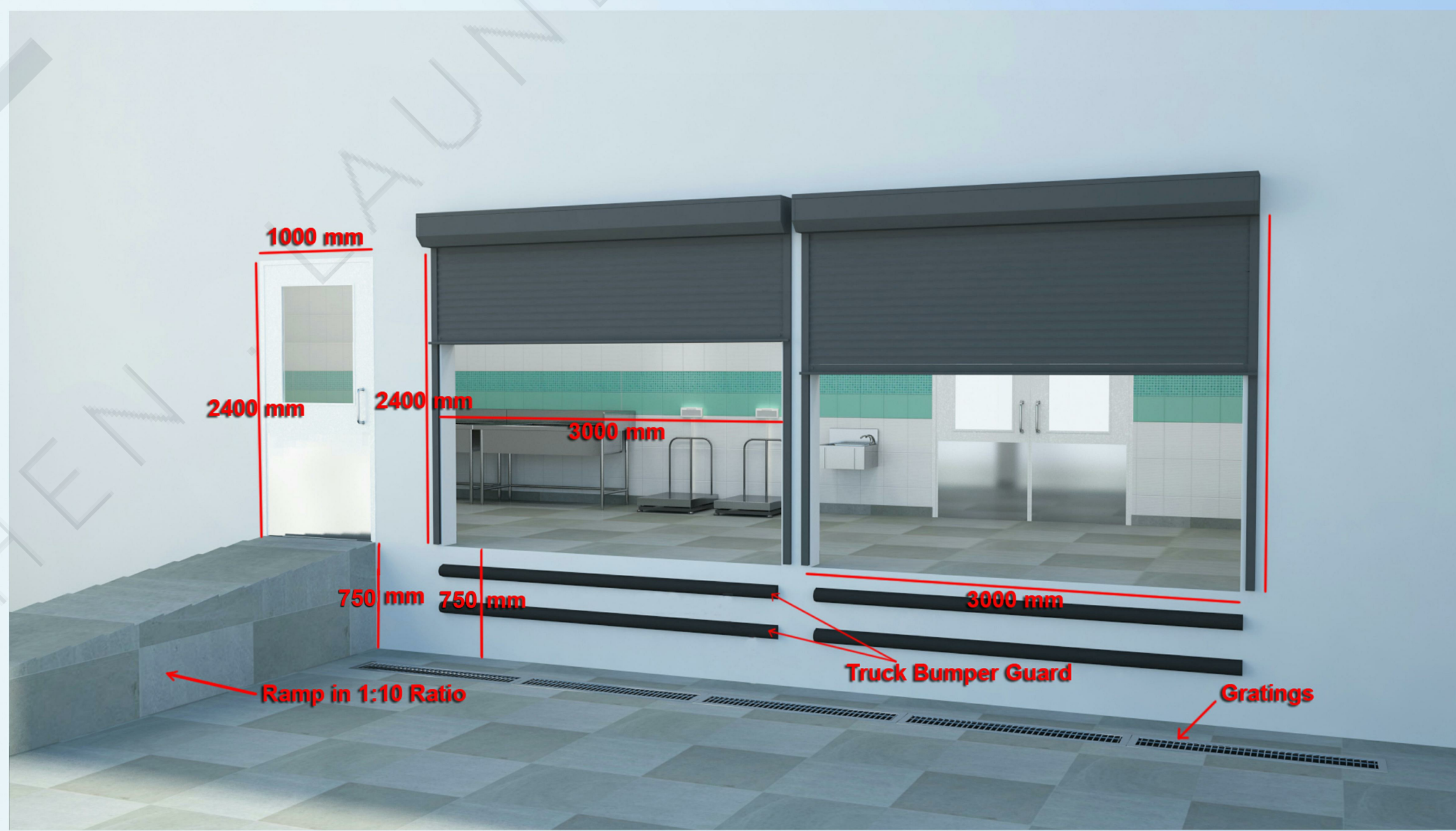
Drawing Title:  
SUGGESTED BOH FINISHES 3  
SMPL -KILOWA-KLW - TD - XXX - 1006

SHEET ( 5 OF 41 )

Date: 31/10/19	Drawn: JK	Checked: DB	Format: A1	Scale: NTS
PRO: SMPL	ORG: KILOWA	DI: KLW	TOD: TD	
ZONE: XXX	DWG. NO: 1006	REV: 00		



PICKUP WINDOW DETAIL

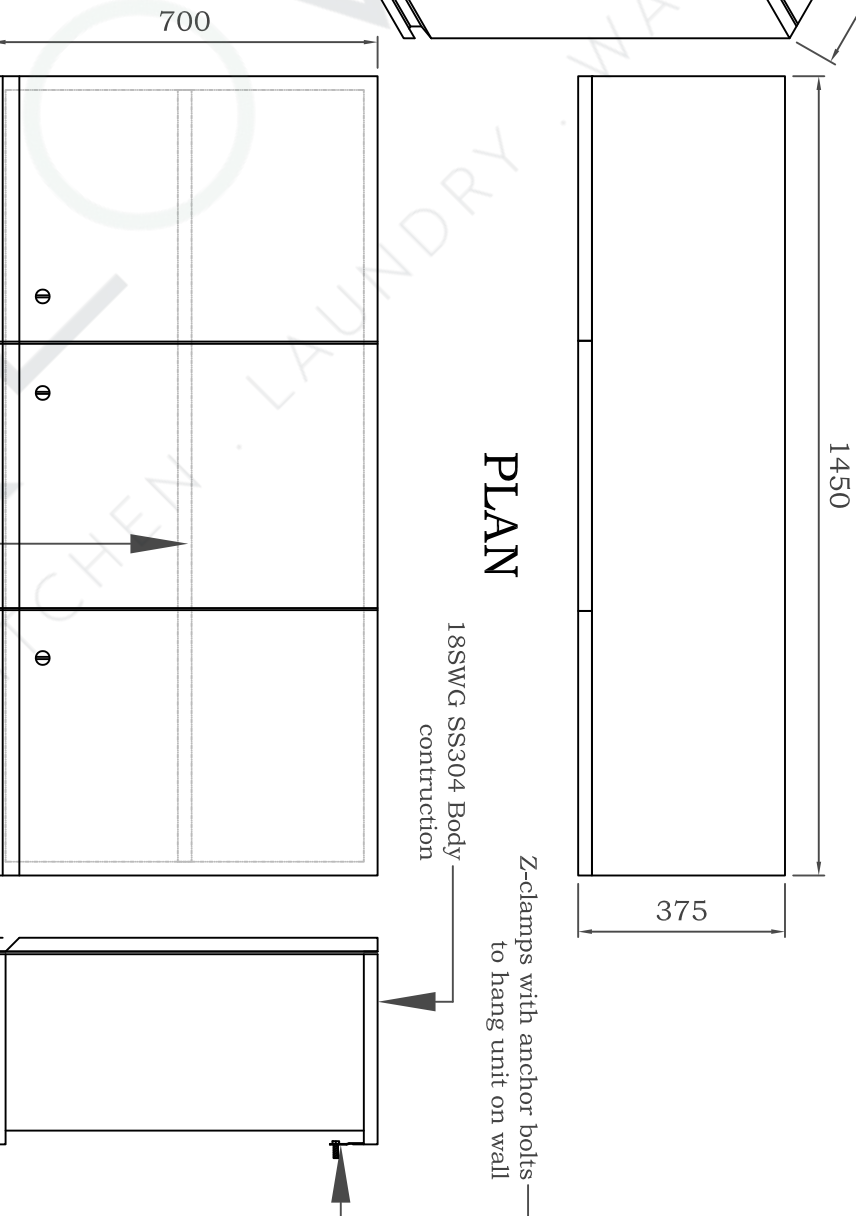
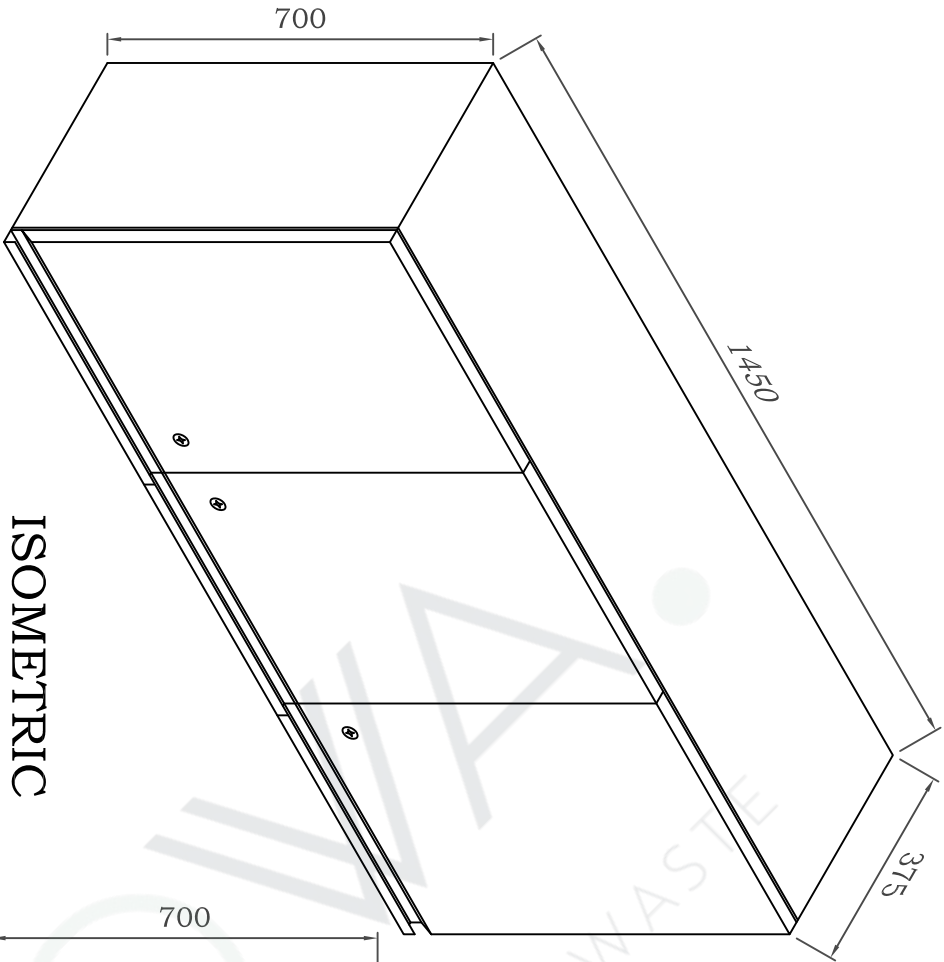


RECEIVING DOCK DETAIL





# **EQUIPMENT CUT SHEET**



## ELEVATION

## SECTION VIEW

Product:

WALL MOUNTED LOCKABLE STORAGE CABINET

Dwg. #

Qty.

Date

Rev. #

Client:

Project:

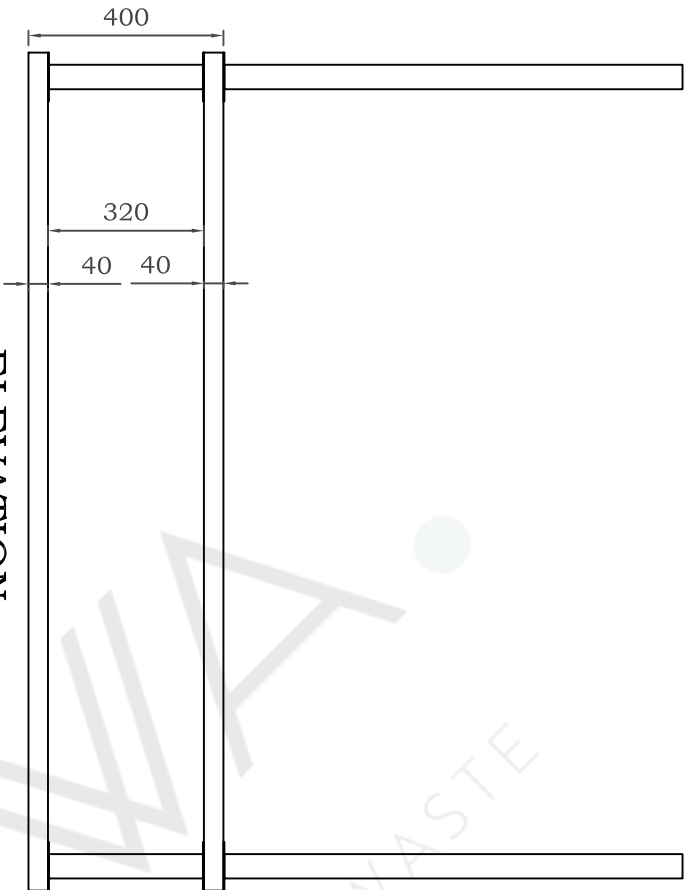
Dimensions: 1450 x 375 x 700

Drawn by

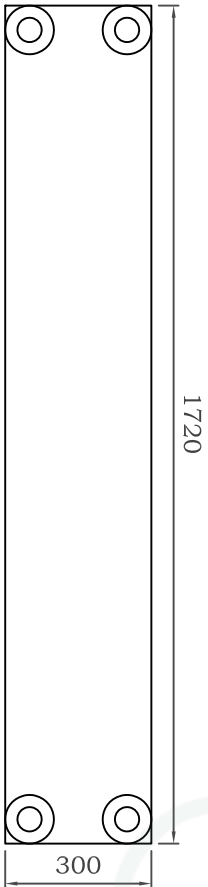
Consultant

00

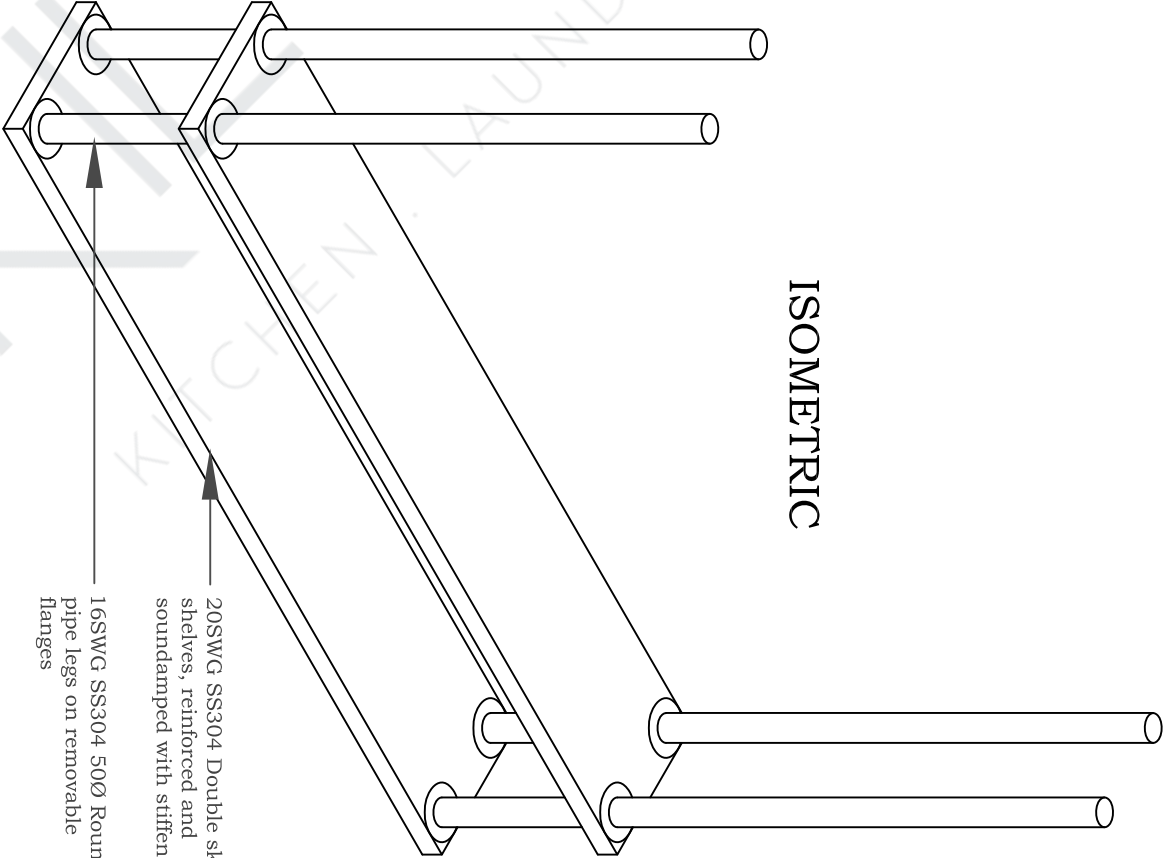




ELEVATION



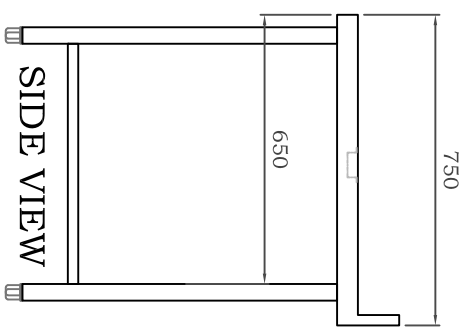
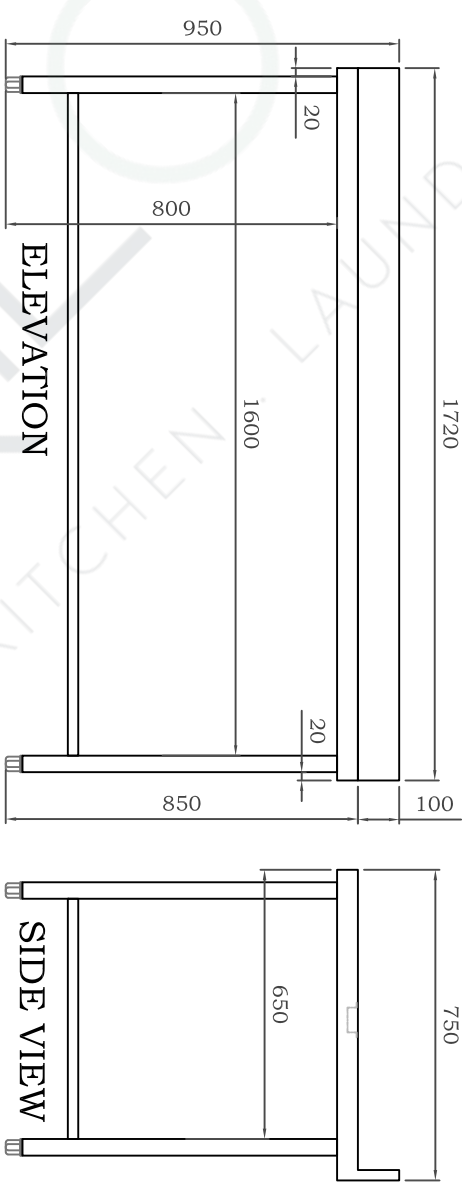
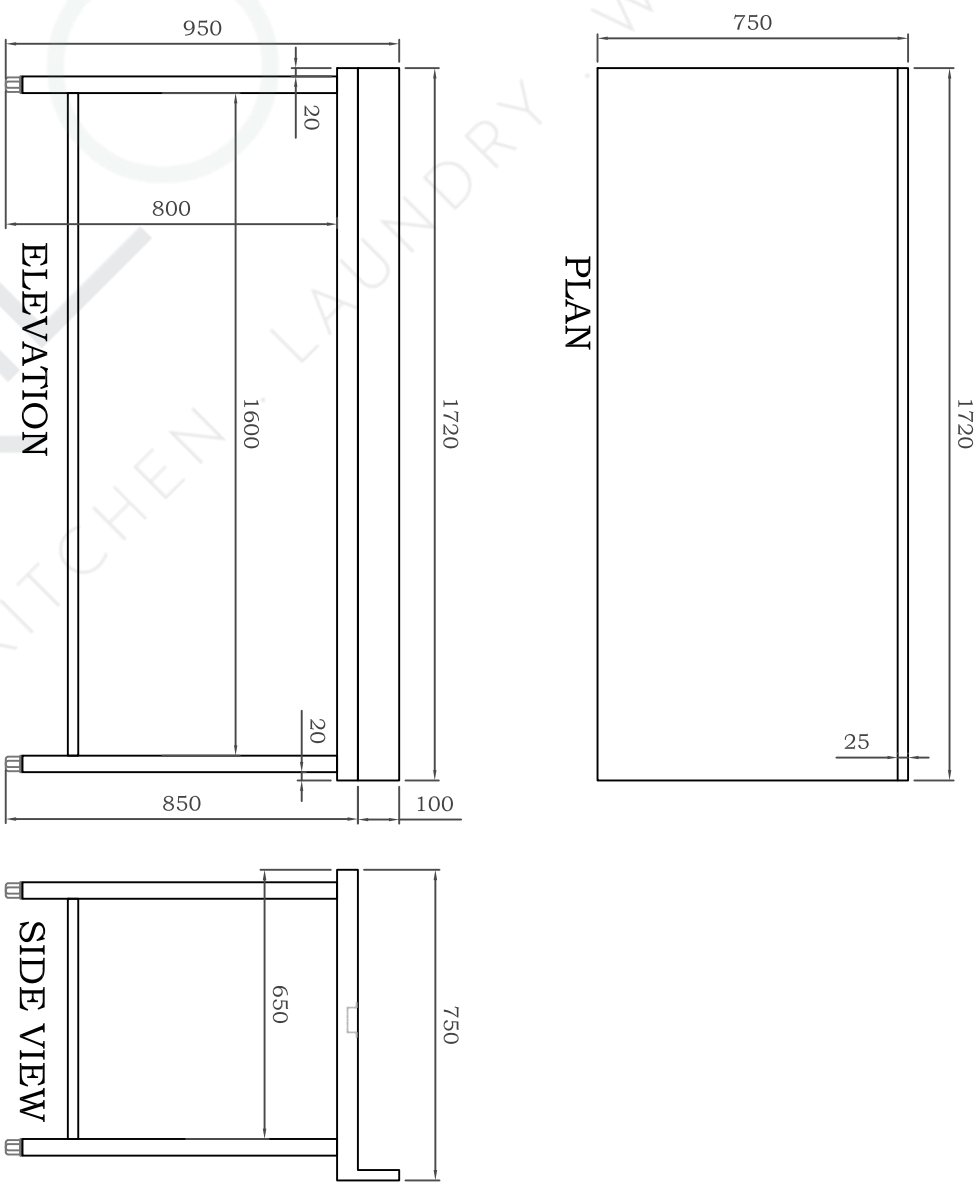
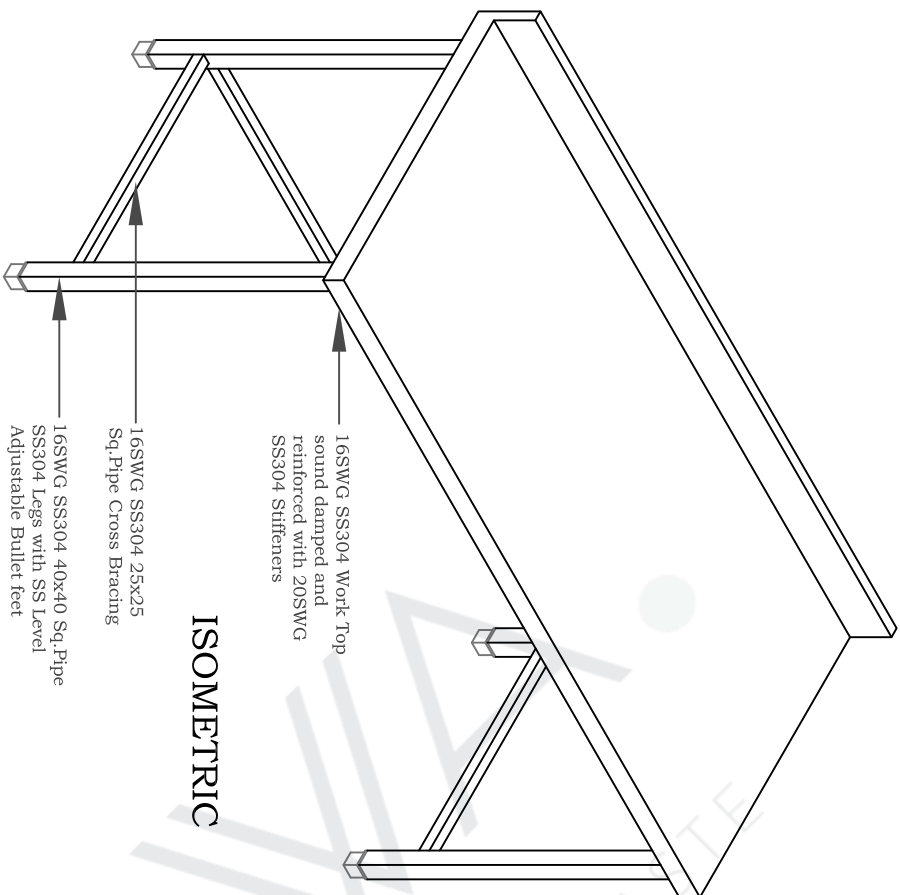
PLAN



ISOMETRIC

Product:	TWO TIER CEILING SHELF		Dwg.#	Qty.	Date	Rev.#
Client:	Project:					00
Dimensions:	1720 X 300 X 400		Drawn by		Consultant	





<i>Product:</i>	FILLER TABLE FOR UNDER COUNTER FREEZER		<i>Dwg. #</i>	<i>Qty.</i>	<i>Date</i>	<i>Rev. #</i>
<i>Client:</i>		<i>Project:</i>				00
<i>Dimensions:</i>	1720 X 750 X 850 + 100		<i>Drawn by</i>		<i>Consultant</i>	

Client:		Project:				00
---------	--	----------	--	--	--	----

<i>Dimensions:</i>	1720 X 750 X 850 + 100	<i>Drawn by</i>	<i>Consultant</i>
--------------------	------------------------	-----------------	-------------------






DOMINA PRO 700 - GAS RANGES

**FB77AXL**



#### 4 BURNERS ON OPEN STAND

##### TECHNICAL DATA:

External dimensions - WxDxH (cm)	70x73x85
Nr. Burners 7 kW	4
Total power (kW)	28
IPX5	●

##### ADDITIONAL TECHNICAL DATA:

Weight (kg)	67
Volume (m3)	0,8
Electric ignition	

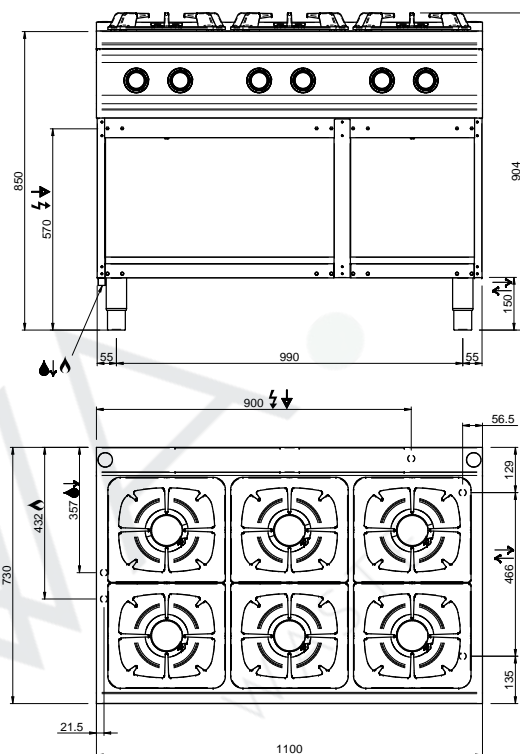
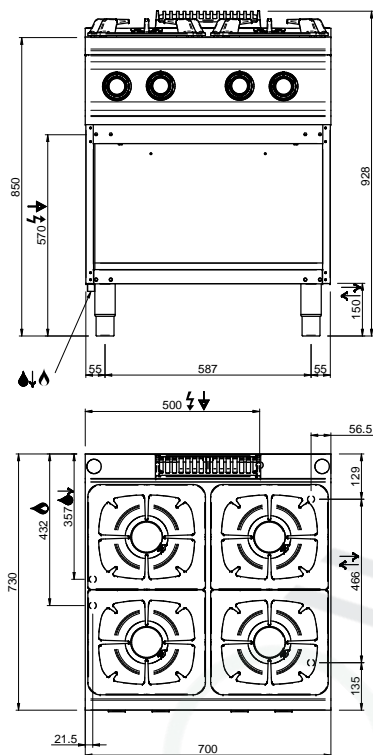
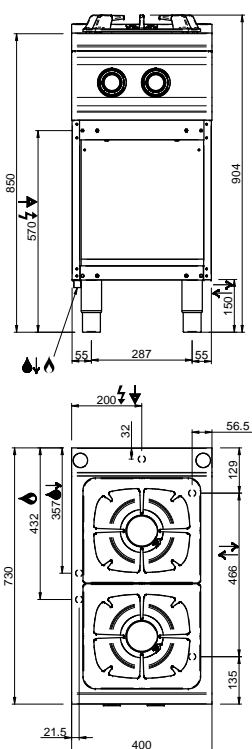
Flex Burners with brass burner caps and self-stabilizing flame, to cook safely and for simpler maintenance. Each burner has an adjustable power range, from a minimum of 1.5 kW to a maximum of 5.5 / 7 kW, to get maximum flexibility. The pilot flame is protected inside the main burner. The placement of the burners allows use of pans up to 40 cm in diameter. The single cast iron pan support are dishwasher-size.

Versions with oven: Stainless steel cooking chamber with enameled bottom, stainless steel double-wall door with insulating casing.

Gas oven: 6 kW burner (8 kW for maxi oven) with self-stabilizing flame; thermostatic temperature control with safety valve and thermocouple; piezo-electric burner ignition. 3 GN 2/1 rack support.

Electric oven: 5.3 kW (2,6 kW for ventilated oven) stainless steel armoured heating elements placed on the bottom and on the top of the cooking chamber; thermostatic temperature control with separate bottom/top temperature control for maximum cooking flexibility. 3 GN 2/1 rack support (static oven) and 3 GN 2/1 rack support (ventilated oven).





#### LEGENDA SIMBOLI / LEGEND



INGRESSO GAS / GAS INLET  
(EN 10226-1) Ø M 1/2"



ALIMENTAZIONE ELETTRICA /  
POWER SUPPLY



INGRESSO ACQUA /  
WATER INLET Ø M 1/2"



SCARICO ACQUA / OLII  
WATER / OILS DRAIN



ATTACCO EQUIPOTENZIALE /  
EQUIPOTENTIAL

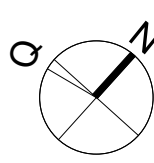


REGOLAZIONE PIEDINI /  
FEET ADJUSTMENT (h 0/+50)  
/TOP VERSION (h 0/+5)



# **3D RENDERING**





APPROVAL



REVIEW STATUS	<input type="checkbox"/> A	<input type="checkbox"/> B	<input type="checkbox"/> C	<input type="checkbox"/> D
	APPROVED	APPROVED AS NOTED	REVISE & RESUBMIT	REJECTED
DATE REVIEWED				
REVIEWED BY				

KEY PLAN:

- GENERAL NOTES:
- ALL DIMENSIONS ARE IN MILLIMETERS AND LEVELS ARE IN METERS UNLESS NOTED OTHERWISE.
  - DO NOT SCALE FROM THIS DRAWING. ONLY WRITTEN DIMENSIONS ARE TO BE FOLLOWED. MENTIONED SIZE DRAWING SET IS FULL SIZE.
  - ALL EQUIPMENTS HAVE THEIR UNIQUE NUMBERING i.e ITEM NO. FOR INFORMATION OF EQUIPMENTS PLEASE REFER EQUIPMENT SPECIFICATION SHEET ALONG WITH THE DRAWINGS.
  - KITCHEN EQUIPMENT SPECIFICATION ARE GIVEN UNDER EQUIPMENT SPECIFICATION SHEET.
  - THE MEP REQUIREMENTS FOR THE EQUIPMENTS ARE SHOWN IN SERVICES DRAWINGS WHICH USED UNIQUE SYMBOLS, WHICH ARE DEFINED IN SHEET NO. 1003.

REFERENCE DESIGN DRAWINGS	
REFERENCE NUMBER	TITLE
REFERENCE SHOP DRAWINGS	
REFERENCE NUMBER	TITLE
RELATED DOCUMENTS	
REFERENCE NUMBER	TITLE

REV	DATE	DESCRIPTION	DRAWN	CHECK	APPROVED

PROJECT TITLE:

SAMPLE DRAWINGS FOR HOTELS

FACILITY-CONSULTANT:

KILOWA.

KITCHEN . LAUNDRY . WASTE

VISIT:- [www.kilowa.design](#) / EMAIL:- [info@kilowa.design](#)

Drawing Title:

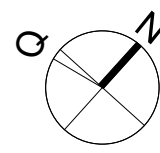
RENDERING IMAGES

SMPL -KILOWA-KLW - DD - G00 - 6000

SHEET ( OF )

Date:	Drawn:	Checked:	Format:	Scale:
11/20/20	JK	DB	A1	
PRO:	ORG:	DI:	TOD:	
SMPL	KILOWA	KLW	DD	
ZONE:	DWG. NO:	REV:		
G00	6000	00		





APPROVAL



REVIEW STATUS	<input type="checkbox"/> A	<input type="checkbox"/> B	<input type="checkbox"/> C	<input type="checkbox"/> D
	APPROVED	APPROVED AS NOTED	REVISE & RESUBMIT	REJECTED
DATE REVIEWED				
REVIEWED BY				

KEY PLAN:

- GENERAL NOTES:
- ALL DIMENSIONS ARE IN MILLIMETERS AND LEVELS ARE IN METERS UNLESS NOTED OTHERWISE.
  - DO NOT SCALE FROM THIS DRAWING. ONLY WRITTEN DIMENSIONS ARE TO BE FOLLOWED. MENTIONED SIZE DRAWING SET IS FULL SIZE.
  - ALL EQUIPMENTS HAVE THEIR UNIQUE NUMBERING i.e ITEM NO. FOR INFORMATION OF EQUIPMENTS PLEASE REFER EQUIPMENT SPECIFICATION SHEET ALONG WITH THE DRAWINGS.
  - KITCHEN EQUIPMENT SPECIFICATION ARE GIVEN UNDER EQUIPMENT SPECIFICATION SHEET.
  - THE MEP REQUIREMENTS FOR THE EQUIPMENTS ARE SHOWN IN SERVICES DRAWINGS WHICH USED UNIQUE SYMBOLS, WHICH ARE DEFINED IN SHEET NO. 1003.

REFERENCE DESIGN DRAWINGS	
REFERENCE NUMBER	TITLE
REFERENCE SHOP DRAWINGS	
REFERENCE NUMBER	TITLE
RELATED DOCUMENTS	
REFERENCE NUMBER	TITLE

REV	DATE	DESCRIPTION	DRAWN	CHECK	APPROVED

PROJECT TITLE:

SAMPLE DRAWINGS FOR HOTELS

FACILITY-CONSULTANT:

KILOWA.

KITCHEN . LAUNDRY . WASTE

VISIT:- [www.kilowa.design](http://www.kilowa.design) / EMAIL:- [info@kilowa.design](mailto:info@kilowa.design)

Drawing Title:

RENDERING IMAGES 2

SMPL -KILOWA-KLW - DD - G00 - 6001

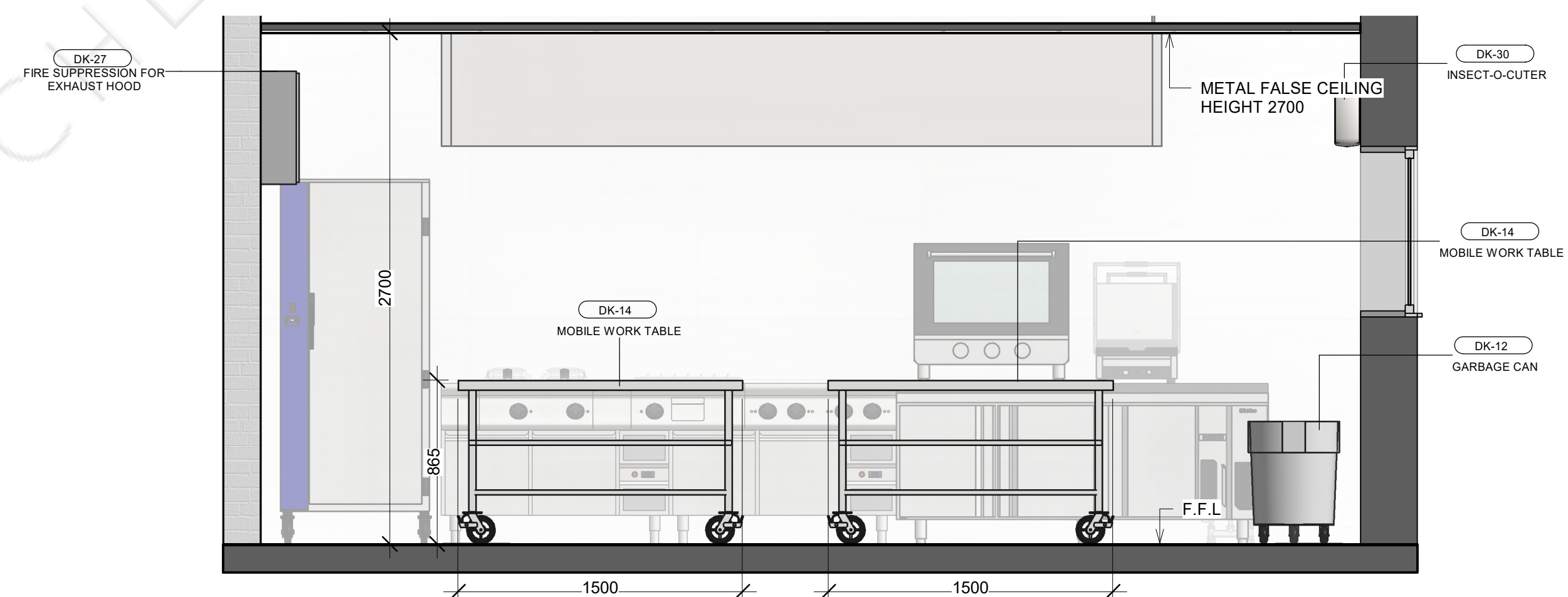
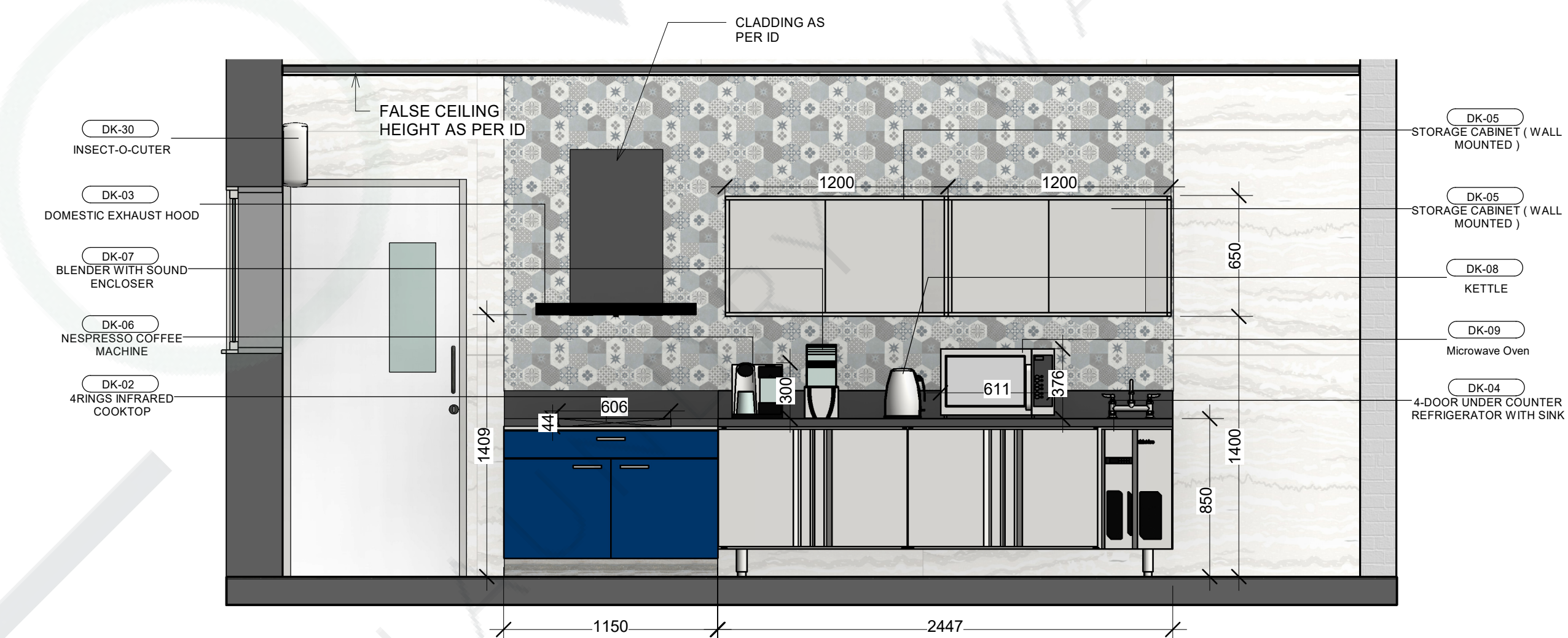

SHEET ( OF )

Date:	11/20/20	Drawn:	JK	Checked:	DB	Format:	A1	Scale:	
PRO:	SMPL	ORG:	KILOWA	DI:	KLW	TOD:	DD		
ZONE:	G00	DWG. NO:	6001	REV:	00				



# **SECTIONS & ELEVATIONS**





APPROVAL
----------

REVIEW STATUS		<input type="checkbox"/> A	<input type="checkbox"/> B	<input type="checkbox"/> C	<input type="checkbox"/> D
		APPROVED	APPROVED AS NOTED	REVISE & RESUBMIT	REJECTED
DATE REVIEWED					
REVIEWED BY					

KEY PLAN:

- ### GENERAL NOTES:
1. ALL DIMENSIONS ARE IN MILLIMETERS AND LEVELS ARE IN METERS UNLESS NOTED OTHERWISE.
  2. DO NOT SCALE FROM THIS DRAWING. ONLY WRITTEN DIMENSIONS ARE TO BE FOLLOWED. MENTIONED SIZE DRAWING SET IS FULL SIZE.
  3. ALL EQUIPMENTS HAVE THEIR UNIQUE NUMBERING (E ITEM NO. FOR INFORMATION OF EQUIPMENTS PLEASE REFER EQUIPMENT SPECIFICATION SHEET ALONG WITH THE DRAWINGS.
  4. KITCHEN EQUIPMENT SPECIFICATION ARE GIVEN UNDER EQUIPMENT SPECIFICATION SHEET.
  5. THE MEP REQUIREMENTS FOR THE EQUIPMENTS ARE SHOWN IN SERVICES DRAWINGS WHICH USED UNIQUE SYMBOLS, WHICH ARE DEFINED IN SHEET NO. 1003.

REFERENCE DESIGN DRAWINGS		
REFERENCE NUMBER	DATE	TITLE


[illegible]

REFERENCE NUMBER	DATE	TITLE

		RELATED DOCUMENTS

RELATED DOCUMENTS		
REFERENCE NUMBER	DATE	TITLE




REV	DATE	DESCRIPTION	DRAWN	CHECK	APPROVED

PROJECT TITLE:
----------------

## SAMPLE DRAWINGS FOR HOTELS

FACILITY-CONSULTANT:

KILOVA.

KITCHEN . LAUNDRY . WASTE

VISIT:- [www.kilowa.design](http://www.kilowa.design) / EMAIL:- [info@kilowa.design](mailto:info@kilowa.design)

Drawing Title:

## HIS PANTRY

SMPL -KILOWA-KLW -DD-GOO-3100

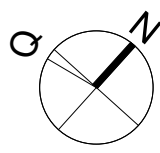
SHEET (    OF    )

Date: 08/28/20	Drawn: JK	Checked: DB	Format: A1	Scale: 1:25
-------------------	--------------	----------------	---------------	----------------

PRO:	ORG:	DI:	TOD:
SMPI	KILOWA	KIW	DD

ZONE:	DWG. NO:	REV:
000	3100	00





APPROVAL

REVIEW STATUS	<input type="checkbox"/> A	<input type="checkbox"/> B	<input type="checkbox"/> C	<input type="checkbox"/> D
	APPROVED	APPROVED AS NOTED	REVISE & RESUBMIT	REJECTED
DATE REVIEWED				
REVIEWED BY				

KEY PLAN:

GENERAL NOTES:

1. ALL DIMENSIONS ARE IN MILLIMETERS AND LEVELS ARE IN METERS UNLESS NOTED OTHERWISE.
2. DO NOT SCALE FROM THIS DRAWING. ONLY WRITTEN DIMENSIONS ARE TO BE FOLLOWED. MENTIONED SIZE DRAWING SET IS FULL SIZE.
3. ALL EQUIPMENTS HAVE THEIR UNIQUE NUMBERING i.e ITEM NO. FOR INFORMATION OF EQUIPMENTS PLEASE REFER EQUIPMENT SPECIFICATION SHEET ALONG WITH THE DRAWINGS.
4. KITCHEN EQUIPMENT SPECIFICATION ARE GIVEN UNDER EQUIPMENT SPECIFICATION SHEET.
5. THE MEP REQUIREMENTS FOR THE EQUIPMENTS ARE SHOWN IN SERVICES DRAWINGS WHICH USED UNIQUE SYMBOLS, WHICH ARE DEFINED IN SHEET NO. 1003.

REFERENCE DESIGN DRAWINGS

REFERENCE NUMBER	DATE	TITLE

REFERENCE SHOP DRAWINGS

REFERENCE NUMBER	DATE	TITLE

RELATED DOCUMENTS

REFERENCE NUMBER	DATE	TITLE

REV	DATE	DESCRIPTION	DRAWN	CHECK	APPROVED
-----	------	-------------	-------	-------	----------

PROJECT TITLE:

SAMPLE DRAWINGS FOR HOTELS

FACILITY-CONSULTANT:

KILOWA.

KITCHEN . LAUNDRY . WASTE

VISIT:- [www.kilowa.design](http://www.kilowa.design) / EMAIL:- [info@kilowa.design](mailto:info@kilowa.design)

Drawing Title:

HIS PANTRY 3D V2

SMPL -KILOWA-KLW - DD - G00 -3101

SHEET ( OF )

Date: 08/28/20	Drawn: JK	Checked: DB	Format: A1	Scale:
PRO: SMPL	ORG: KILOWA	DI: KLW	TOD: DD	
ZONE: G00	DWG. NO: 3101	REV: R0		